

ARKANSAS RAZORBACKS

Associate Communications Director Jeri Thorpe | jthorpe@uark.edu | Cell-479-283-3344

'16-'17 SCHEDULE

All: 13-14 | SEC: 2-12 | H: 9-7 | A: 2-7 | N: 2-0 | Ranked: 0-2

NOVEMBER (7-0)		W/L	SCORE
3	OKLA. BAPTIST (EXH)	W	79-32
11	SAM HOUSTON STATE	SECN+ W	71-39
13	LOUISIANA-MONROE	- W	92-46
17	SOUTH DAKOTA	SECN+ W	70-67
21	STETSON	SECN+ W	79-62
25	vs. Memphis!	- W	91-61
26	vs. Navy!	- W	70-67
30	at Tulsa	CST W	57-50

DECEMBER (4-2)

3	TEXAS TECH*	SECN W	66-60
7	BUTLER	SECN+ W	68-50
11	at Missouri State	ESPN3 L	64-62
18	NORTHWESTERN STATE	SECN+ W	65-36
21	ORAL ROBERTS	SECN+ L	70-60
28	HOUSTON BAPTIST	SECN+ W	101-40

JANUARY (2-6)

1	at Ole Miss*	SECN L	73-64
5	#4/4 MISSISSIPPI STATE*	SECN+ L	59-51
8	LSU*	SECN+ L	53-52
12	at Texas A&M*	SECN+ L	90-65
15	at Alabama*	SECN W	68-50
19	VANDERBILT*	SECN+ W	59-56
23	MISSOURI*	SECN L	60-46
29	at LSU*	SECN L	53-46

FEBRUARY (0-6)

2	GEORGIA*	SECN+ L	69-66
5	#4 SOUTH CAROLINA*	ESPN2 L	79-49
9	at Florida*	SECN+ L	57-53
12	at Missouri*	SECN L	67-56
16	KENTUCKY*	SECN+ L	69-62
19	at RV Tennessee*	SECN L	59-46
23	at Vanderbilt*	SECN+ 7 p.m.	
26	AUBURN*	SECN 2 P.M.	

MARCH (0-0)

1-5	SEC Tournament	SECN/ESPNU/ESPN2	TBA
-----	----------------	------------------	-----

! - Nugget Classic (Reno, Nevada)

^ - SEC/Big 12 Challenge (Campus Sites)

* - Southeastern Conference Game

All home games played in BWA (19,200)

All times central and subject to change.

SEASON HONORS

Jessica Jackson

- ▶ Preseason All-SEC First Team selection (Coaches)
- ▶ CollegeSportsMadness.com SEC Player of the Week (Dec. 5)
- ▶ Senior CLASS Award nominee

Jailyn Mason

- ▶ SEC Freshman of the Week (Nov. 29)
- ▶ SEC Freshman of the Week (Jan. 17)

GAME 28 | ARKANSAS (13-14 | 2-12 SEC) VS. VANDERBILT (13-14, 3-11 SEC)

RAZORBACKS

Head Coach: Jimmy Dykes

@CoachJimmyDykes

At Arkansas: 43-46 (3)

Career Record: 43-46 (3)

W/L Streak: L8

SERIES INFO

Series Record: Arkansas trails 7-23 | Fayetteville: 6-8 | Nashville: 1-14 | Neutral: 0-1



<http://es.pn/2kUUI06> \ SEC Network \ Kevin Ingram (pxp) and Jessica Holman (analyst)



Razorback Sports Network \ PxP: Phil Elson

LR - KABZ-FM-103.7 \ Fayetteville - KQSM-FM-92.1 \ Ft. Smith - KFPW-AM-1230/FM-94.5 \ Rogers - KURM-AM-790/FM-100.3



<http://stat.us/v/ark/154786> - live stats



COMMODORES

Coach: Stephanie White

School Record: 13-14 (1)

Career Record: 13-14 (1)

W/L Streak: W1



STORYLINES

JESSICA JACKSON

- ▶ Single season best 15 consecutive games with double figures (opening game-Miss State)
- ▶ Ranks third in career points (1,830), sixth in blocks (129) and fourth in career rebounds (723)
- ▶ 98 career games with double figure scoring
- ▶ 26 games with 20+ points (six as a senior)
- ▶ Jessica Jackson ranks 13th in the SEC averaging 15.0 points per game. Jackson also ranks 20th with 6.1 rpg, tied for sixth with 1.7 3-point field goals per game and tied for 14th with 2.6 offensive rebounds per game.
- ▶ In SEC only games, Jackson is 27th in scoring with 12.0 ppg
- ▶ Among the NCAA's active leaders Jackson ranks 14th in points (1,830), 15th in field goal attempts (1,571), 23rd in field goals made (629), 30th in free throw attempts (499) and 32nd in free throws made (377)



DEFENSE DEFINES US


- ▶ 669 defensive rebounds
- ▶ Holding opponents to .381 from the field
- ▶ Eighteen of 27 opponents below their season shooting average - 10-8 when that happens
- ▶ Held five opponents to less than 30% from the floor including one SEC opponent (LSU) and held Alabama to 30.9% in a win in Tuscaloosa
- ▶ Forced 411 turnovers
- ▶ Held Tennessee to a tie for second fewest points scored on Sunday

TOUGH SCHEDULE

- ▶ Arkansas faces four nonconference and 14 total opponents who advanced to the postseason last year
- ▶ The Razorbacks defeated the 2016 WNIT Champion South Dakota, who returned all of its starters from a year ago
- ▶ This week in the polls - (AP/USA TODAY): Mississippi State (3/2), South Carolina (7/7), Kentucky (22/ RV 26), Missouri (24/RV 14), Texas A&M (RV 45/RN 39), Tennessee (RV 9/-), LSU (RV 1/-)
- ▶ Plays four of the last six away from BWA (One of two (LSU) league teams to do so)

SO CLOSE

- ▶ Arkansas has lost nine games by 10 or fewer points, and four games by five or fewer points
- ▶ Arkansas has held leads in five of the last eight games
- ▶ In the home game with LSU, the Razorbacks were up 45-37 after three quarters
- ▶ Single digit points in the first quarter at Florida and the second quarter at Missouri and against Kentucky were the difference in those games
- ▶ The Razorbacks led by one at half and were down by a basket at the end of three quarters but lost at Tennessee on the road



LAST GAME'S STARTERS NUMERICAL

NO.	NAME	POS	HT	CL	HOMETOWN/HS/PREVIOUS SCHOOL	PPG	RGP	APG	FG%	3FG%	FT%
00	Jessica Jackson	F	6-3	Sr	Jacksonville, Ark./Jacksonville HS	15.0	6.1	1.5	.401	.355	.684
2	Aaliyah Wilson	G/F	5-10	Fr	Muskogee, Okla./Muskogee HS	4.6	2.8	1.5	.281	.296	.600
3	Malica Monk	G	5-5	So	N. Little Rock, Ark./NLR HS	9.2	2.8	3.1	.414	.238	.691
4	Keiryn Swenson	G/F	6-1	So	Wichita, Kan. /Maize HS	7.7	4.0	0.4	.490	.446	.811
10	Kiara Williams	F/C	6-1	Fr	Little Rock, Ark./Little Rock Central HS	3.1	2.8	0.2	.535	-	.360
14	Jailyn Mason	PG	5-9	Fr	Mason, Ohio/William Mason HS	8.1	4.0	3.1	.398	.388	.636
20	Sydney Stout	F	6-0	Fr	Bixby, Okla./Bixby HS	1.3	0.9	0.1	.385	.364	.500
21	Devin Cospers	G	5-10	Jr	Coffeyville, Kan. / Field Kindley HS / Coffeyville CCC	6.1	2.4	1.6	.348	.246	.760
22	Bailey Zimmerman	G/F	6-0	So	St. Vincent, Ark. /Wonderview HS	4.6	4.0	1.0	.318	.276	.513
35	Alecia Cooley	C	6-3	Sr	Evanston, Ill./Evanston Township/State Fair CC	6.2	5.1	0.7	.479	-	.689
42	Yasmeen Ratliff	C	6-5	Fr	Alpharetta, Ga./St. Francis Day	DNP					

ROSTER SUPERLATIVES

BY YEAR

SR	2	Jackson, Cooley
JR	1	Cospers
SO	3	Monk, Swenson, Zimmerman
FR	5	Wilson, Williams, Mason, Stout, Ratliff

BY STATE

Arkansas	4	Jackson, Monk, Williams, Zimmerman
Illinois	1	Cooley
Georgia	1	Ratliff
Kansas	2	Swenson, Cospers
Ohio	1	Mason
Oklahoma	2	Wilson, Stout

BY POSITION

Guard	3	Monk, Mason, Cospers
G/F	3	Wilson, Swenson, Zimmerman
Forward	3	Jackson, Williams, Stout
Center	2	Cooley, Ratliff

PRONUNCIATION GUIDE

Aaliyah	uh-LEE-uh
Malica	mal-i-kuh
Keiryn	KEER-rynn
Kiara	key-ARE-uh
Jailyn	JAY-lynn
Alecia	uh-LEE-c-uh
Yasmeen	yas-MEAN
Tari	TAR-e
Deffebaugh	DEFF-uh-baugh

STARTING LINEUPS

OPPONENT	GUARD	GUARD	FORWARD	FORWARD	CENTER
OK BAPT (Exh)	Monk	Mason	Jackson	Zimmerman	Cooley
SHSU	Monk	Mason	Jackson	Zimmerman	Cooley
ULM	Monk	Mason	Jackson	Zimmerman	Cooley
S DAKOTA	Monk	Mason	Jackson	Zimmerman	Cooley
STETSON	Monk	Mason	Jackson	Zimmerman	Cooley
vs. Memphis	Monk	Mason	Jackson	Zimmerman	Cooley
vs. Navy	Monk	Mason	Jackson	Zimmerman	Cooley
at Tulsa	Monk	Mason	Jackson	Zimmerman	Cooley
TEXAS TECH	Monk	Mason	Jackson	Zimmerman	Cooley
BUTLER	Monk	Mason	Jackson	Zimmerman	Cooley
at Mo State	Monk	Mason	Jackson	Zimmerman	Cooley
Northwestern St.	Monk	Mason	Jackson	Zimmerman	Cooley
ORU	Cospers	Mason	Jackson	Zimmerman	Cooley
OPPONENT	GUARD	GUARD	FORWARD	FORWARD	FORWARD
HBU	Cospers	Mason	Jackson	Zimmerman	Swenson
Ole Miss	Cospers	Mason	Jackson	Zimmerman	Swenson
MISS STATE	Monk	Mason	Jackson	Cospers	Swenson
OPPONENT	GUARD	GUARD	FORWARD	FORWARD	CENTER
LSU	Monk	Mason	Jackson	Cospers	Cooley
Texas A&M	Monk	Mason	Jackson	Cospers	Cooley
Alabama	Monk	Mason	Zimmerman	Cospers	Cooley
VANDERBILT	Monk	Mason	Swenson	Cospers	Cooley
MISSOURI	Monk	Mason	Swenson	Cospers	Cooley
LSU	Monk	Mason	Jackson	Zimmerman	Williams
GEORGIA	Monk	Mason	Jackson	Zimmerman	Williams
S CAROLINA	Monk	Mason	Jackson	Zimmerman	Williams
Florida	Monk	Mason	Jackson	Zimmerman	Williams
OPPONENT	GUARD	GUARD	FORWARD	FORWARD	FORWARD
Missouri	Monk	Mason	Jackson	Zimmerman	Swenson
KENTUCKY	Monk	Mason	Jackson	Zimmerman	Swenson
Tennessee	Monk	Mason	Jackson	Zimmerman	Swenson
Vanderbilt					
AUBURN					

JESSICA JACKSON

AMONG SEC LEADERS

Jessica Jackson ranks in the top-5 in several categories among the active leaders in the SEC

- ▶ 1. Scoring with 1,830 points ... Ranks 15th in the country (Feb. 17)
- ▶ 1. Field Goals Made with 629 ... Ranks 24th in the country (Feb. 13)
- ▶ 3. 3-Point Field Goals Made with 195
- ▶ 3. Rebounding with 723 boards
- ▶ 4. Blocks with 129

ACTION JACKSON

- ▶ Jessica Jackson was the second fastest player in program history to reach 1,000 career points reaching the milestone three games into her junior season (1Q vs. SDSU, 11-18-16).
- ▶ Jackson became one of four Razorback players with 1,700+ points and 700+ rebounds after getting five boards against No. 4 South Carolina ... She is one of two players with 1,700+ points, 700+ rebounds and 120+ blocks (Shameka Christon).
- ▶ Jackson ranks in the Arkansas career top-5 for points, defensive rebounds, field goals made, field goals attempted, 3-pointers made, 3-pointers attempted, games started and minutes played
- ▶ Named Senior CLASS Award candidate (1-6-17)

JACKSON'S NUMBERS

- ▶ Scored in double figures in a season-best 15 consecutive games as a senior and 98 career games
- ▶ Sixteen career double doubles
- ▶ Scored 20+ points 26 times in her career/Six times as a senior
- ▶ She has been Arkansas' leading scorer (or tied for the lead) in 18 games this year
- ▶ She has been among Arkansas' leading rebounders in 12 games this year
- ▶ Ranks fourth at Arkansas with 723 career rebounds
- ▶ Ranks sixth at Arkansas with 129 career blocked shots
- ▶ Jessica Jackson has scored in double figures in the first half eight times this year (Stetson, Tulsa, Navy, NSU, HBU, Georgia, Kentucky, Tennessee), including two games with 10 points in the first quarter (Stetson and Tulsa).
- ▶ Jessica Jackson ranks 13th in the SEC averaging 15.0 points per game. Jackson also ranks 20th with 6.1 rpg, tied for sixth with 1.7 3-point field goals per game and tied for 14th with 2.6 offensive rebounds per game. In SEC only games, Jackson is 27th in scoring with 12.0 ppg
- ▶ Among the NCAA's active leaders Jackson ranks 14th in points (1,830), 15th in field goal attempts (1,571), 23rd in field goals made (629), 30th in free throw attempts (499) and 32nd in free throws made (377)

1,700 PTS/700 REB/120 BLK

Player	Points	Rebs	Blocks
Shameka Christon (01-04)	1,951	714	162
JESSICA JACKSON (14-PRES)	1,830	733	129

1,700 PTS/700 REB

Player	Points	Rebs
Bettye Fiscus (81-85)	2073	785
Shameka Christon (01-04)	1,951	714
JESSICA JACKSON (14-PRES)	1,830	733
Shelly Wallace (85-89)	1,583	1,013

POINTS

Name (Career)	Yr	Gp	Pts
1. Bettye Fiscus (81-85)	4	112	2,073
2. Shameka Christon (00-04)	4	123	1,951
3. JESSICA JACKSON (14-PRES.)	3+	117	1,830
4. Del. DeHorney (87-91)	4	115	1,785
5. Kimberly Wilson (93-97)	4	120	1,733



THE NUMBERS

1,830

CAREER POINTS

723

CAREER REBOUNDS

129

CAREER BLOCKS

117

CAREER GAMES PLAYED

DOUBLE FIGURE SCORING STREAKS FRESHMAN

- 25 games with 10+ points
- 18 games with 15+ points
- 7 games with 20+ points
- 1 game with 30+ points
- In season streak: 10 games

SOPHOMORE

- 26 games with 10+ points
- 18 games with 15+ points
- 5 games with 20+ points
- In season streak: 12 games
- From FR to SO: 7 games

JUNIOR

- 26 games with 10+ points
- 21 games with 15+ points
- 8 games with 20+ points
- In season streak: 10 games
- **From SO to JR: 18 games**

SENIOR

- 20 games with 10+ points
- 11 games with 15+ points
- 6 games with 20+ points
- 1 game with 30+ points
- **In season streak: 15 games**
- From JR to SR: 15 games

WHAT WE ARE TALKING ABOUT

- ▶ Jessica Jackson has scored in double figures in 21 of 27 games this season
- ▶ Arkansas has had seven different players score in double figures during the first half of a game this season: Jessica Jackson (eight times), Alecia Cooley (two times), Malica Monk (two times), Devin Cospser, Jailyn Mason, Keiryn Swenson and Aaliyah Wilson.
- ▶ Arkansas has shot 45 percent or better in nine games this season. Arkansas shot 45 percent or better twice all of last season (30 games) and six times all of 2014-15 (32 games). Arkansas is now 16-1 when shooting 45 percent or better under head coach Jimmy Dykes.
- ▶ Arkansas has won the rebounding battle in 16 of 26 games this season, going 12-4 in those games and improving to 35-11 when winning the rebounding battle under head coach Jimmy Dykes.
- ▶ Arkansas ranks fourth in the SEC in scoring defense, holding opponents to 59.5 points per game. Arkansas ranks sixth in the SEC in field-goal percentage defense (38.1%) and ranks eighth in the SEC in three-point field-goal percentage defense (31.8%).

NUMBERS ARE UP

- ▶ Our numbers are better than last year for field goal percentage (40.1%-37.0%), 3-point shooting (33.1%-26.2%), and points (1735-1636) and very close in rebounds (1031-1059) and in free throw shooting (66.5%-68.3%) and made FT this year (288-297).
- ▶ Individual players are seeing better numbers as well.
 - √ Malica Monk | 9.2 ppg (4.0), 2.8 rpg (0.9), 75 assists (40) and 56 steals (23)
 - √ Keiryn Swenson | 7.7 ppg (3.0), 4.0 rpg (2.3)
 - √ Bailey Zimmerman | 4.6 ppg (1.2), 4.0 rpg (1.1)

FREE THROWS ARE DOWN

- ▶ Arkansas has had trouble getting to the line in recent games.
- ▶ The Razorbacks are a combined 2-7 from the line in their last two games.
- ▶ Arkansas has shot less than 10 free throws in five of its last seven games
- ▶ The Razorbacks have taken more 3-pointers (474) than free throws (434)

TEAM NOTES AND NUMBERS

- ▶ Arkansas has made 25+ field goals in nine games; the Razorbacks are 8-1 in those games
- ▶ Arkansas has made 5+ 3-pointers in 21 games and the team is 11-10 in those games
- ▶ The Razorbacks have made 15+ free throws in six games and are 4-2 in those contests
- ▶ Arkansas has scored 70+ points seven times; the team is 7-0 in those games

- ▶ Arkansas has outscored its opponents 15 times in the first half, been tied once and been outscored seven times in the first 20 minutes

ON THE ROAD

- ▶ Arkansas is 2-7 on the road and just 1-6 (Alabama) in SEC road games
- ▶ Jessica Jackson leads Arkansas in road scoring with 13.9 ppg followed by Malica Monk with 9.8 ppg
- ▶ Jackson is also the team's leading road rebounder averaging 6.8 rpg
- ▶ The Razorbacks finish the regular season playing four of its last six games away from home

THE FOURTH QUARTER

- ▶ Arkansas is shooting 39.9% (149-373) in the fourth quarter
- ▶ Jessica Jackson leads the team and averages 3.4 ppg in the final frame
- ▶ The Razorbacks are outrebounding opponents 272-237 in the fourth quarter
- ▶ Arkansas is outscoring opponents by a +1.0 margin and out rebounding them by +1.3 per game
- ▶ Arkansas has committed more turnovers (95) than its opponents (81)
- ▶ Arkansas has outscored 15 opponents in the fourth quarter winning seven of those games
- ▶ South Dakota, Navy, Texas Tech, Butler and NSU all outscored Arkansas in the fourth quarter but the Razorbacks won the game
- ▶ Arkansas outscored Tulsa 23-11 on the road - the largest margin this season

ARKANSAS' STARTERS

- ▶ The Razorback starters have scored 1219 points - 70.3% of the team's points
- ▶ The starters have grabbed 587 rebounds - 56.9% of the total
- ▶ The starters have made 102 3-pointers and are 217-311 (.698) from the line

ARKANSAS' BENCH

- ▶ The Razorback bench has outscored the opponent's bench 516-404 this year
- ▶ Keiryn Swenson averages 7.3 ppg and Devin Cospser 4.9 ppg when they come off the bench
- ▶ Arkansas' bench has hit 55 3-pointers compared to just 31 by opponents

LAST FIVE GAMES

- ▶ Arkansas is 0-5 in the last five games
- ▶ The Razorbacks average 53.2 ppg and 32.6 rpg
- ▶ Jessica Jackson leads the team with 14.6 ppg followed by Jailyn Mason with 8.2 ppg
- ▶ Jackson is also the team's leading rebounder with 5.6 boards per game
- ▶ Arkansas has made 30 3-pointers, committed 67 turnovers and had 163 rebounds

SEEING DOUBLE

DOUBLE FIGURE GAMES

Player	Times	20+ (30+)
Jessica Jackson (98/29)	25	7 (1)
2013-14	26	5
2014-15	26	8
2015-16	21	6 (1)
2016-17		
Devin Cospser (22/1)	Times	20+
2015-16	14	1
2016-17	7	
Alecia Cooley (16)	Times	
2015-16	7	
2016-17	9	
Malica Monk (16)	Times	
2015-16	3	
2016-17	13	
Keiryn Swenson (10)	Times	
2016-17	10	
Jailyn Mason (10)	Times	
2016-17	10	
Aaliyah Wilson (4)	Times	20+
2016-17	4	1
Bailey Zimmerman (2)	Times	
2016-17	2	

DOUBLE-DOUBLES

Jessica Jackson

Pts	Reb	Opponent	Date
11	10	at Ole Miss	1-1-17
34	10	Houston Baptist	12-28-16
16	10	Florida	1-29-16
15	12	at Butler	12-13-15
13	10	Southeastern La.	11-13-15
20	13	SHSU	11-15-15
19	11	at Missouri	3-1-15
17	13	LSU	2-22-15
14	11	at Alabama	2-1-15
18	10	No. 5/8 Texas A&M	1-4-15
19	12	Savannah State	11-16-14
18	11	Tennessee Tech	12-20-13
23	10	at Florida	1-9-14
31	10	Ole Miss	1-19-14
19	12	Auburn	2-2-14
21	11	Ole Miss (SEC)	4-5-14

Alecia Cooley

Pts	Reb	Opponent	Date
11	10	Florida	1-28-16
12	10	No. 24 Missouri	1-17-16
12	10	Missouri State	12-2-15
10	11	Memphis	12-25-16

Jailyn Mason

Pts	Ast	Opponent	Date
10	10	at Ole Miss	1-1-17
10	11	Houston Baptist	12-28-16

MORE MASON

- ▶ 2x SEC Freshman of the Week (Dec. 1 & Jan. 19)
- ▶ 2 Double Doubles
- ▶ One of 10 SEC players to earn two or more FOW honors in their career
- ▶ One of two SEC players to earn FOW twice this season
- ▶ Arkansas has the fourth most FOW honors in conference history with 16 selections
- ▶ Assists | 14th | 3.1 apg - second most for a freshman in all games
- ▶ Assists | T15th | 2.9 apg - third most by a freshman in SEC games
- ▶ Assist/Turnover Ratio | 5th | 1.7 - **best** for a freshman in all games
- ▶ Minutes | 23rd | 30.5 mpg - second most for any freshman in all games
- ▶ Minutes | T29th | 31.0 mpg - second most for any freshman in SEC only games
- ▶ Eleven assists versus Houston Baptist ranks T10th in the SEC this year - it is the most by a freshman this season
- ▶ Ten assists versus Ole Miss ranks T5th in SEC-only games this year - the most by a freshman this season
- ▶ Jaielyn Mason moved to point guard for three games (ORU, HBU, Ole Miss).
- ▶ In that time, Mason scored 39 points, had 24 assists, grabbed 15 rebounds and had just two turnovers in 109 minutes of play at PG
- ▶ Her 11 assists versus HBU ranks tied for the sixth most in a game by an SEC player this season
- ▶ Mason had her first double-double with 10 points and 11 assists against HBU and followed with her second double-double with 10 points and 10 assists at Ole Miss



ON THIS DATE

Feb. 19				
1977	Arkansas	108	BW	29 Fayetteville
1982	Arkansas	65	Texas So.	56 Fayetteville
1985	Arkansas	71	Houston	73
1987	Arkansas	115	Oral Roberts	66 Fayetteville
1991	Arkansas	77	SMU	66
1995	Arkansas	73	#8 VU (OT)	71 Fayetteville
1997	#20 AR	66	#3 LSU	76 Fayetteville
2004	Arkansas	69	KY	58 Fayetteville
2006	Arkansas	42	#2 LSU	64 Baton Rouge
2009	Arkansas	83	#15 Florida	74 Gainesville
2012	Arkansas	67	MSU	53 Fayetteville
Feb. 23				
1981	Arkansas	53	Delta State	84
1982	Arkansas	64	Delta State	75
1985	Arkansas	69	Rice	52
1988	Arkansas	102	UMKC	85
1990	Arkansas	82	Texas	77
1994	Arkansas	85	Oral Roberts	51 Fayetteville
1997	#20 AR	63	#5 GA	79 Athens
2003	#15 AR	60	#13 GA	69 Athens
2006	Arkansas	80	#13 GA	86 Fayetteville
2012	Arkansas	72	#6/7 UT	71 (OT) Knoxville
Feb. 26				
1977	Arkansas	59	Tulsa	48
1982	Arkansas	60	Indiana	63
1983	Arkansas	86	NW State	76
1986	Arkansas	86	Baylor	63 Waco
1994	Arkansas	67	MSU	61 Starkville
1995	Arkansas	86	MSU	63 Fayetteville
1998	Arkansas	59	AU	43 Columbus, Ga.
2004	Arkansas	71	#2 UT	93 Fayetteville
2006	Arkansas	78	MS	85 Oxford

FAB FRESHMAN

- ▶ Jaielyn Mason named SEC Freshman of the Week twice
- ▶ Aaliyah Wilson has scored 20 points once this season (Texas A&M)
- ▶ Arkansas freshmen are shooting 37.2% on 165-for-443 from the floor
- ▶ The freshmen also keep pace with the team totals in 3-point shooting (33.3%) and free throw shooting (48.0%)
- ▶ The freshman class accounts for 124 of the total assists, 235 rebounds, 24 blocks and 48 seals.
- ▶ The freshmen have scored 395 of the 1735 points - 22.7% of the team total

STORYLINES

- #BeArkansas** - We keep the players who fit our program's needs home as well as show other great players what it means to represent the Razorbacks
- ▶ Four in-state players
 - ▶ Five newcomers had offers from several other schools but chose Arkansas because of the coaching staff, the current players and the university
 - ▶ Fayetteville No. 1 In Best Value. More: <http://bit.ly/2emfcaQ>.
 - ▶ Be Relentless...Be Hard To Guard...Be the team no one wants to play

Expectations

- Dykes has high expectations for this season. He has six returners and five newcomers who will impact the team from day one.
- ▶ Return 77.9% of our scoring including our top two scores (Jackson, Cosper)
 - ▶ Return 70.3% of our rebounding including three of the top four (lost Melissa Wolff)

Awards \ Honors \ Goals

- ▶ **Jessica Jackson** returns for her senior season as just the fourth player in program history to earn All-SEC First Team honors. Her goal is to elevate her game and get drafted by the WNBA at the end of the year.
- ▶ Jackson was named **CollegeSportsMadness.com SEC Player of the Week** Dec. 5.
- ▶ Jackson was named as a **Senior CLASS Award** candidate (1-5-17)
- ▶ Newcomer **Aaliyah Wilson** is just the second McDonald's All-American to sign with Arkansas out of high school. Expectations are high for this freshman.
- ▶ **Jaielyn Mason** earned **SEC Freshman of the Week** honors Nov. 29, after helping the Razorbacks to the Nugget Classic title in Reno. It is her first collegiate honor and the first for Arkansas this season.
- ▶ **Mason** earned her second **SEC Freshman of the Week** honor Jan. 17, after leading Arkansas to its first conference win of the year

Building a Strong Foundation

- Jimmy Dykes is building a strong foundation. The goal is to win but he won't sacrifice the process. Academics, work ethic and attitude will impact playing time as much as a player's shooting percentage.
- ▶ Getting players who fit our style on and off the court
 - ▶ Getting things done in the classroom - six consecutive semesters above a 3.0 GPA

HOME SWEET HOME

- ▶ Arkansas is 255-103 in 24 seasons in Bud Walton
- ▶ Jimmy Dykes is 28-17 in BWA (8-6/11-4/9-6)

2016-17 NEWCOMERS

FRESHMAN VIDEOS

Get to know our newcomers in their own words. Watch Now!

MASON - bit.ly/MasonShoe

Ratliff - bit.ly/YasRatliff

Stout - bit.ly/GTKStout

Williams - bit.ly/KiaraWilliams

Wilson - bit.ly/AWilsonHorses

- ▶ Yasmeen Ratliff is the daughter of long-time NBA player Theo Ratliff
- ▶ Ratliff says defense is her strength
- ▶ Kiara Williams grew up in a busy household with two step-brothers, a little sister and little brother, a cousin and two aunts

WE ARE FAMILY

Several Razorback players hail from large families. Check out some of the family sizes here.

Jessica Jackson	7
Chris, Adrian, Asia, Jennifer, Kailyn, Cedric, Khylan	
Alecia Cooley	7
Mia, Cojuan, Janava, Cheri, Laurie, Amber, Jasmine	
Yasmeen Ratliff	5
Stacia, Alexis, Sasha, Adonis, Darius	
Kiara Williams	4*
Jasmine Davis, Rodney Davis, Deunte Davis, Deundre Davis	
Bailey Zimmerman	3
John Paul, Jordan, Brooke	
Malica Monk	2
Mark, Mason	
Keiryn Swenson	2
Kameron, Konner	
Aalyah Wilson	2**
Devante, Alexus	
Devin Cospier	1
Sierra	
Sydney Stout	1
Savanna	
Jailyn Mason	14***
Roman, Amari, Elijah, Isaiah	

*Williams also grew up with 2 aunts and a cousin in the household

**Grandmother had 16 kids so she had a lot of cousins around

***Has 14 siblings and is closest with the ones who are listed

SPEAKING OF FAMILY

Bailey Zimmerman is a cousin of Arkansas men's basketball assistant coach Matt Zimmerman.

A MAJOR ACCOMPLISHMENT

Alecia Cooley	Communication
Devin Cospier	Communication
Jessica Jackson	Rec. & Sport Management
Jailyn Mason	Journalism: News/Editorial
Malica Monk	Rec. & Sport Management
Yasmeen Ratliff	Apparel Merch./Product Dev.
Sydney Stout	Management
Keiryn Swenson	Accounting
Aalyah Wilson	Pre-Physical Therapy
Bailey Zimmerman	Apparel Merch./Product Dev.

► Williams is a big fan of the Marvel superhero movies

► Jailyn Mason has an Air Jordan shoe collection

► Check out the photos of Mason's collection here > bit.ly/MasonShoe

► Aaliyah Wilson has three siblings and a lot of cousins - her grandmother had 16 children

► Wilson loves to ride horses and has owned a couple of horses

► Sydney Stout was a walk on with the Razorbacks who earned a scholarship

DOUBLE DIGIT SCORING IN THE FIRST HALF

► Seven different players have scored in double figures 20 times this year.

► Malica Monk

✓The first player to do so

✓Sam Houston State with 10

✓No. 4 Mississippi State with 10 - it was her first game back from injury

► Jessica Jackson scored in double figures in the first half eight times this year:

✓Stetson with 11

✓Navy with 14

✓at Tulsa with 10

✓Northwestern State with 17

✓HBU with 20 (in 15 minutes)

✓Georgia with 12 points

✓Kentucky with 10 points

✓Tennessee with 10 points

► Jessica Jackson had 10 points in the **first quarter** against Stetson. It is the second time in her career she had double figure points in the 1Q

► Jessica Jackson added a third time with 10 points **in 1Q** at Tulsa

► Alecia Cooley

✓Memphis with 10

✓Missouri with 10

► Keiryn Swenson

✓Was the fourth different player

✓Butler with 12

► Devin Cospier

✓Missouri State with 13 - she finished the game with 20 points

► Jailyn Mason dropped in 13 **first quarter** points in Arkansas' first SEC win at Alabama

✓Alabama 13 (all in first quarter)

✓Vanderbilt with 10

✓Alabama-Vanderbilt were back-to-back games

► Aaliyah Wilson

✓#4 South Carolina with 10

TOUGH SCHEDULE IN 2016-17

The SEC is always a tough place to play and this year is no exception

- Arkansas faces five currently ranked or receiving votes opponents
- This includes No. 3 Mississippi State, No. 6 South Carolina, No. 23 Texas A&M and Tennessee and Kentucky who are receiving votes
- The Razorbacks wrap up the regular season facing three ranked (or receiving votes) teams in No. 6 South Carolina, RV Kentucky and RV Tennessee
- The SEC sent nine teams to the NCAA Tournament an one other to the WNIT last season

It's not just the SEC either. The Razorbacks have put together a non-conference schedule that will allow the team to find itself while getting tough for league play:

- Arkansas hosted WNIT Champ South Dakota
- The Razorbacks traveled to Missouri State who took part in last year's NCAA Tournament
- Northwestern State picked sixth/T5th; Houston Baptist picked 8th/8th; Sam Houston State picked 9th/9th in Southland preseason coach's/sports information director's polls

PREVIOUS GAME NOTES

Stetson

- ▶ Denied the Hatters a 5-0 start for the first time in program history.
- ▶ Held Stetson to two offensive rebounds; Held Tulsa to season low field goal percentage (29.7) and 3-point field goal percentage (14.3)

South Dakota

- ▶ Snapped an eight-game winning streak. That was the second-longest winning streak in the nation at that time.

Tulsa

- ▶ Held Tulsa to season lows in field-goal percentage (29.7 percent), 3-point field-goal percentage (14.3 percent) and scoring (50 points).
- ▶ Arkansas had 11 consecutive defensive stops in the fourth quarter in a come-from-behind win at Tulsa
- ▶ Arkansas defeated Tulsa 57-50, when trailing 39-34 after three quarters. Since the NCAA switched to four quarters for the 2015-16 season, the only other time that Arkansas won when trailing after three quarters was Feb. 18, 2016, at home against Alabama, when Arkansas trailed 51-48 and came back to win 69-67.

Texas Tech

- ▶ Arkansas defeated Texas Tech 66-60, to improve to 2-1 all-time in the SEC/Big 12 Challenge, and also help the SEC to a 6-4 win over the Big 12 in the SEC/Big 12 Challenge this season.

Butler

- ▶ Opened with 10-0 run holding Butler without a point for the first 4:57 of the game

Northwestern State

- ▶ Held Northwestern State to 36 points, including 13 first-half points, both season lows for points allowed by Arkansas. The 41-13 halftime lead also represented their largest halftime lead this season.

Houston Baptist

- ▶ Closed nonconference play with a 101-40 win over Houston Baptist, eclipsing the century mark for the first time since scoring 100 in a 100-54 win over Mississippi Valley State on Dec. 28, 2013.
- ▶ Arkansas set season highs for points in the first half (54 points), halftime lead (30 points), points in a game (101 points) and margin of victory (61 points) against Houston Baptist.
- ▶ Set season highs with 10 3-point field goals and 27 assists.
- ▶ Jailyn Mason set a career high and an Arkansas individual season high with 11 assists.
- ▶ Arkansas set the school record with 31 points in the second quarter and tied the school record with 34 points in the third quarter, outscoring HBU 65-18 in the middle frames.
- ▶ Shot 52.1 percent from the floor, its third game to shoot 50 percent or better and its seventh game to shoot 45 percent or better this year.
- ▶ Held Houston Baptist to 24.1 percent shooting, the second-lowest field-goal percentage allowed by Arkansas and the fourth game that Arkansas has held an opponent under 30 percent shooting this season.

Mississippi State

- ▶ Held Mississippi State to 59 points, its second-lowest scoring output of the season, and 36.5 percent shooting from the floor and 18.2 percent shooting from 3-point range, both of which are its second-lowest shooting percentages of the season.

LSU

- ▶ Arkansas was held without a made field goal for the final 5:07, as LSU finished the game on an 11-1 run and outscored Arkansas 16-7 in the fourth quarter.
- ▶ Held LSU to 28.8 percent shooting and allowed just 18 points in the paint and 10 second-chance points.
- ▶ Making her fifth straight start, Devin Cospers scored a team-high 15 points against LSU, finishing three points shy of her season and career high for points.

Texas A&M

- ▶ Freshman Aaliyah Wilson posted the third double digit scoring game of her career with 20 points - it was her first career 20-point game.

Alabama

- ▶ Arkansas almost made more baskets (12) than Alabama had attempts (13) in the first quarter.
- ▶ Arkansas did not miss back-to-back baskets in the first quarter but opened the second frame 1-for-6 at Alabama.
- ▶ Arkansas had a season-best first half points (40) in SEC play this year at Alabama.
- ▶ Alabama's 18 first half points was a season low for the Crimson Tide as was their 9.1% shooting (1-11) in the second quarter.

Missouri

- ▶ Arkansas was held to a season-low eight first-quarter points, a season-low 20 first-half points and faced its largest halftime deficit of the season, trailing Missouri 33-20 after the first 20 minutes of play.
- ▶ Alecia Cooley scored in double figures in the first half against Missouri for the second time this season, finishing with 10 first-half points. She became the fifth different Razorbacks to have two or more games with double-figure scoring in the first half of a game this season.
- ▶ Jessica Jackson, Keiryn Swenson and Jailyn Mason, the Razorbacks' three leading scorers entering the game, were held to a combined to a combined 10 points on 5-for-21 shooting, including 0-for-8 from 3-point range vs. Missouri.

LSU

- ▶ Senior Jessica Jackson had just six points in the first meeting with LSU. Jackson had four first quarter points and finished with 15 points and eight rebounds in the second game.
- ▶ Jessica Jackson scored in double figures for the 16th time this season at LSU. It snapped a four-game double-figure drought for the senior.
- ▶ Hot start - Arkansas shot 72.7% on 8-for-11 shooting in the first quarter at LSU. That is a season-best for the Razorbacks.

Georgia

- ▶ Jessica Jackson had 26 points and a career-best 11 points from the free throw line.
- ▶ Arkansas had just nine turnovers against UGA - the fewest in SEC play and the least since nine against Texas Tech Dec. 3

South Carolina

- ▶ Aaliyah Wilson became the seventh different player to score in double figures during the first half of a game this season against South Carolina. She joined Jessica Jackson, Alecia Cooley, Malica Monk, Devin Cospers, Jailyn Mason and Keiryn Swenson.
- ▶ Aaliyah Wilson scored in double figures for the first time vs. South Car-

olina since posting a career-high 20 points against Texas A&M on Jan. 12. She had 10 points in the first half and finished with 16 points for the second-most point in her career and her fourth career game in double figures.

- ▶ Arkansas was 7-of-8 and South Carolina was 18-of-20 were a combined 25-of-28 (89.3 percent) from the free-throw line.

Florida

- ▶ Arkansas had 11 steals in the first half -one shy of the season-best 12 set three times this year - all in nonconference play.
- ▶ The Razorbacks finished with 16 steals - one less than the school record for an SEC game.
- ▶ The Razorbacks forced 25 turnovers - the fifth time this year to be 20+ and the first time in an SEC game.
- ▶ Malica Monk had five steals in 1:37 (1:31 2Q-9:54 3Q) leading to eight points

Missouri

- ▶ Arkansas had four players in double figures
- ▶ Bailey Zimmerman had a career-best 14 points
- ▶ Jessica Jackson scored in double figures for the 18th time with 12 points
- ▶ Malica Monk and Jailyn Mason had 10 points each
- ▶ Arkansas had a season-low five turnovers
- ▶ Arkansas outscored Missouri 18-12 in the fourth quarter.

Kentucky

- ▶ Kentucky held Arkansas to four second-quarter points, its fewest points scored in any quarter in any game this season. Arkansas was 2-of-12 from the floor and committed seven turnovers in the quarter.
- ▶ Jessica Jackson scored in double figures in the first half for a team-leading seventh time this season. She had 10 points in the first half and finished with a game-high 24 points.
- ▶ Jailyn Mason scored in double figures for the third straight game and the 10th time overall this season, tied for the third-most on the team.
- ▶ Bailey Zimmerman tied her career high for 3-pointers made in a game, going 3-of-5 from 3-point range and 3-of-9 overall from the floor for nine points.

Tennessee

- ▶ Jessica Jackson had 10 points at the half - her eighth game of the year with double figures in the first 20 minutes.
- ▶ • Arkansas' 16 first quarter rebounds is tied for second most since changing to quarters.
- ▶ • The 23-22 lead at halftime is the fourth time Arkansas has led an SEC game at the break.
- ▶ • Jessica Jackson finished with 18 points, her 21st double-digit scoring game of the year.
- ▶ Arkansas held Tennessee to a tie for its second fewest points of the year

STATS & STANDINGS

TEAM	SEC			OVERALL		
	W	L	PCT.	W	L	PCT.
Mississippi State	13	1	.929	27	1	.964
South Carolina	12	2	.857	22	4	.846
Kentucky	10	4	.714	19	8	.704
Missouri	9	5	.643	19	9	.679
Texas A&M	9	5	.643	19	8	.704
Tennessee	8	6	.571	17	10	.630
LSU	7	7	.500	18	9	.667
Georgia	6	8	.429	14	13	.519
Alabama	5	9	.357	17	10	.630
Auburn	5	9	.357	15	13	.536
Ole Miss	5	9	.357	16	11	.593
Florida	4	10	.286	13	14	.481
Vanderbilt	3	11	.214	13	14	.481
Arkansas	2	12	.143	13	14	.481

SEC SCHEDULE

FEBRUARY

23 (Thursday)

*Alabama at Georgia (SECN+)	7:00 p.m. ET
*Arkansas at Vanderbilt (SECN+)	7:00 p.m. CT
*LSU at Auburn (SECN+)	6:00 p.m. CT
*Florida at Tennessee (SEC Network)	7:00 p.m. ET
*Mississippi State at Kentucky (SECN+)	7:00 p.m. ET
*Ole Miss at Missouri (SECN+)	7:00 p.m. CT
*South Carolina at Texas A&M (SEC Network)	8:00 p.m. CT

26 (Sunday)

*Missouri at Alabama (SECN+)	2:00 p.m. CT
*Auburn at Arkansas (SEC Network)	2:00 p.m. CT
*Georgia at Florida (ESPNU)	12:00 p.m. ET
*Kentucky at South Carolina (ESPNU/ESPN2)	2/5 p.m. ET
*Vanderbilt at LSU (SEC Network)	12:00 p.m. CT
*Texas A&M at Ole Miss (SEC Network)	4:00 p.m. CT
*Tennessee at Mississippi St (ESPNU/ESPN2)	1/4 p.m. CT

MARCH

1-5
SEC Tournament

THE ROAD TO GREENVILLE

IF the season ended Feb. 19

Seeding	Record	Games Remaining
1. Mississippi State	13-1	@UK, UT
2. South Carolina	12-2	@AM, UK
3. Kentucky	10-4	MS, @SC
4. Missouri*	9-5	UM, @UA
5. Texas A&M*	9-5	SC, @UM
6. Tennessee	8-6	UF, @MS
7. LSU	7-7	@AU, VU
8. Georgia	6-8	UA, @UF
9. Alabama^	5-9	@UG, MO
10. Auburn^	5-9	LS, @AR
11. Ole Miss^	5-9	@MO, AM
12. Florida	4-10	@UT, UG
13. Vanderbilt	3-11	AR, LS
14. Arkansas	2-12	@VU, AU

*-MO defeated AM head-to-head, 1-0

^- UA is 3-1, AU is 2-2, UM is 1-3

ABOUT OUR OPPONENT

TEAM	G	PF→PA	Avg score	Margin	FG→FGA	Pct.	3FG→FGA	Pct.	FT→FTA	Pct.	RebF	RebA	Margin
AR	27	1735-1606	64.3-59.5	+4.8	645-1609	.401	157-474	.331	288-434	.664	1031	963	+2.5
VU	27	1880-1929	69.6-71.4	1.8	630-1541	.409	195-494	.395	425-566	.751	1067	995	+2.7

VANDERBILT COMMODORES

- ▶ Vanderbilt has won two of its last three games with victories over LSU and Ole Miss - both at home
- ▶ The Commodores are 9-5 at home and 3-4 in SEC contests in Memorial
- ▶ Rachel Bell is the lone Commodore averaging double figures with 10.6 ppg
- ▶ Marque's Webb leads the team with 9.1 rpg
- ▶ Kayla Overbeck leads the team in SEC only games with 10.5 ppg and adds 8.1 rpg while Webb again leads the team with 9.4 rpg
- ▶ Vanderbilt is balanced with five players averaging more than 8.0 ppg
- ▶ Vanderbilt is last in the league in scoring defense allowing 75.1 ppg this year in SEC games
- ▶ The Commodores rank third in the SEC shooting 38.3% from distance. They are second in rebounding offense (38.3 rpg) and second averaging 6.9 3-pointers made per game

SERIES NOTES

- ▶ Series Record: Arkansas trails 7-23
- ▶ Fayetteville: 6-8
- ▶ Nashville: 1-14
- ▶ Neutral: 0-1

LAST MEETING

- ▶ Vanderbilt is the last win on Arkansas' schedule this season.
- ▶ Seven of the 10 Razorbacks scored in the first quarter; Nine of 10 players scored in the game.
- ▶ Jailyn Mason's 17 points was two shy of her career-best. It was her second consecutive game with double digit points.
- ▶ Arkansas outrebounded Vanderbilt 36-33 in the game.
- ▶ Arkansas made 10 free throws. It was the ninth consecutive game with 10 or more makes.
- ▶ Jailyn Mason led Arkansas with 17 points and Devin Cosper added 11 in the first meeting.
- ▶ Vanderbilt limited Jessica Jackson to eight points and four rebounds in 19 minutes.
- ▶ Commodore Marque's Webb had a double-double with 10 points and 11 rebounds in the first meeting.

VANDERBILT.....7-23

Games: 30 SEC: 7-23

Series Record: Arkansas trails 7-23

Fayetteville: 6-8

Nashville: 1-14

Neutral: 0-1

2/8/1992	AR	75	#13 VU	79	Nashville
2/6/1993	AR	59	#6 VU	80	Fayetteville
2/20/1994	#18 AR	58	#14 VU	67	Nashville
2/19/1995	AR	73	#8 VU (OT)	71	Fayetteville
1/14/1996	#14 AR	60	#2 VU	65	Fayetteville
1/12/1997	#8 AR	68	#10 VU	77	Nashville
1/18/1998	AR	80	#6 VU (OT)	85	Fayetteville
1/17/1999	AR	57	VU	73	Nashville
1/23/2000	AR	61	VU	52	Fayetteville
1/21/2001	AR	68	#15 VU	64	Nashville
1/31/2002	AR	67	#8 VU	57	Fayetteville
3/2/2002	AR	78	#6 VU	81	Nashville
1/23/2003	#8 AR	59	#18 VU	76	Nashville
1/29/2004	AR	69	#24 VU	74	Fayetteville
2/17/2005	AR	43	#22 VU	78	Nashville
3/4/2005	AR	60	VU	79	Nashville
1/8/2006	AR	52	#20 VU (OT)	51	Fayetteville
2/9/2006	AR	59	#22 VU	64	Nashville
1/4/2007	#20 AR	61	#11 VU	98	Nashville
1/28/2007	AR	34	#15 VU	61	Fayetteville
2/21/2008	AR	50	#25 VU	63	Fayetteville
1/29/2009	AR	61	#20 VU (OT)	72	Nashville
1/31/2010	AR	61	VU	67	Fayetteville
3/4/2010	AR	64	VU (OT)	65	Duluth
1/20/2011	#23 AR	54	VU	65	Nashville
1/19/2012	AR	69	#35/33 VU	47	Fayetteville
1/13/2013	AR	58	VU	78	Nashville
2/20/2014	AR	50	rv/25 VU	56	Fayetteville
1/22/2015	AR	53	VU	55	Nashville
2/8/2016	AR	57	VU	56	Fayetteville

ARKANSAS RECORD WHEN ...

.....'16-'17	Dykes
Scoring First.....	9-5 NA
Leading at Halftime.....	13-4 35-12
Tied at Halftime.....	1-0 3-0
Trailing at Halftime	1-10 5-34
Shoots 45% or better.....	8-1 16-1
Shoots less than 45%	4-11 26-43
Opponent shoots less than 45%	12-9 40-30
Opponents shoots 45% or better	1-3 3-14
Outrebounds opponent.....	12-4 35-11
Ties opponent rebounds.....	0-0 2-3
Outrebounded by opponent	1-10 5-32
Fewer Turnovers.....	8-8 24-23
Same number of turnovers.....	0-2 4-6
More TOs than opponent	5-5 15-17
Overall.....	13-14 43-46
Home	9-7 28-17
Road.....	2-7 9-24
Neutral	2-0 6-5
Nonconference	11-2 28-15
Nonconference home	8-1 17-5
Nonconference away	1-1 5-5
Nonconference neutral	2-0 6-5
In November	7-0 15-4
In December	4-2 11-8
In January	2-6 8-17
In February.....	0-6 7-13
In March.....	x 2-4
On Monday	1-1 5-2
On Tuesday	x x
On Wednesday.....	3-1 5-3
On Thursday	2-3 10-13
On Friday	2-0 6-3
On Saturday.....	2-0 3-1
On Sunday	3-9 14-24
White Uniforms.....	11-6
Cardinal Uniforms.....	2-6
Anthracite Uniforms	0-2
Shots at the Buzzer (Quarter, Half or Game)	
Jessica Jackson	
SD 4Q (:09); TTU 1Q (3pt :01); NSU 2Q (3pt :01)	
Jailyn Mason	
Memphis 1Q (3pt :00); Texas Tech 2Q (:06); ORU 1Q (:04)	
Aaliyah Wilson	
Texas Tech 3Q (3pt :02)	
Malica Monk	
Memphis 3Q (layup :01); Butler 1Q (:04); TAMU 1Q (3pt :01)	
Devin Cosper	
Butler 3Q (3pt :02); at Florida 2Q (:02 layup)	
Sydney Stout	
HBU 2Q (2pt :03)	
Keiryn Swenson	
at Alabama 1Q (3pt :02)	

2016-17 Margin of Victory/Defeat

	1	2	3	4	5	6	7	8	9	10	11-15	16-19	20+	Record
Wins	-	-	3	-	-	1	1	-	-	-	-	3	5	13
Losses	1	1	1	1	-	-	2	1	1	1	2	2	1	14

Most First Period Points

2016-17	29	at Alabama (1-15-17)
All-Time	29	at Alabama (1-15-17)
Opponent	25	SDSU (11-18-15)

Most Third Period Points

2016-17	34	HBU (12-28-16)*
All-Time	34	HBU (12-28-16)*
Opponent	30	at Ole Miss (1-1-17)

Fewest First Period Points

2016-17	8	Missouri (1-23-17)*
All-Time	3	#5/6 Texas (12-20-15)
Opponent	6	SHSU (11-11-16)

Fewest Third Period Points

2016-17	7	Vanderbilt (1-19-17)
All-Time	7	Vanderbilt (1-19-17)*
Opponent	4	LSU (1-21-16)

Most Second Period Points

2016-17	31	HBU (12-28-16)
All-Time	31	HBU (12-28-16)
Opponent	35	at #2 S. Carolina (1-3-16)

Most Fourth Period Points

2016-17	24	vs. Georgia (2-2-17)*
All-Time	32	Tulsa (11-23-15)
Opponent	27	Georgia (2-25-16)

Fewest Second Period Points

2016-17	4	vs. Kentucky (2-17-17)
All-Time	4	vs. Kentucky (2-17-17)
Opponent	3	at Alabama (1-15-17)

Fewest Fourth Period Points

2016-17	7	LSU (1-8-17)
All-Time	5	#7 Ore. St. (11-28-15)
Opponent	10	#24 Missouri (1-17-16)*

Most First Half Points

2016-17	54	HBU (12-28-16)
All-Time	65	Tenn State (11-27-88)
Opponent	63	Texas (1-9-89)

Largest Margin of Victory

2016-17	61	HBU (12-28-16)
All-Time	79	(108-29) B Wesleyan (2-18-77)
Opponent	54	(28-82) La Tech (11-30-78)

Fewest First Half Points

2016-17	20	vs. Kentucky (2-17-17)*
All-Time	11	at Missouri (3-1-15)*
Opponent	8	Montana State (1-5-03)

*Most Recent

Jump Balls Won	1H Double Figures	Monk	1
Arkansas	Jackson	Wilson	1
Opponent	Monk		
	Swenson	20+ Points/30+ Points	
Scored First Points	Mason	Jackson	6/1
Jackson	Cooley	Wilson	1
Zimmerman	Cosper		
Cooley	Wilson	10+ Rebounds	
Mason		Cooley	1
Cosper	1Q Double Figures	Jackson	1
Monk	Jackson		
	Mason	5+ Assists/10+ Assists	
First Off The Bench	Rebounding Leader	Mason	5/2
Wilson	Jackson	Monk	4
Swenson	Cooley	Cosper	1
Cosper	Swenson	Double-Doubles	
Cooley	Mason	Jackson	2
Stout	Zimmerman	Mason	2
Jackson	Cosper	Cooley	1
Williams	Williams	Charges Drawn	
Zimmerman	Monk	Monk	7
		Swenson	7
Points Leader	10+ Points	Jackson	5
Jackson	Jackson	Zimmerman	3
Mason	Monk	Cosper	3
Swenson	Swenson	Wilson	1
Monk	Mason	Cooley	1
Cosper	Cooley	Stout	1
Cooley	Cosper	Jackson	1
Wilson	Freeman		
Zimmerman	Wilson	Forced 10-Second	
	Zimmerman	Violations	3
3-Point Leader	15+ Points	Forced Opponent	
Jackson	Jackson	Shot Clock Violations	23
Swenson	Swenson		
Zimmerman	Monk		
Cosper	Mason		
Wilson	Mason		
Mason	Cosper		
Stout			



@RazorbackWBB STATISTICS
ARKANSAS Combined Team Statistics (as of Feb 19, 2017)
All games



RECORD:	OVERALL	HOME	AWAY	NEUTRAL
ALL GAMES	13-14	9-7	2-7	2-0
CONFERENCE	2-12	1-6	1-6	0-0
NON-CONFERENCE	11-2	8-1	1-1	2-0

##	Player	gp-gs	min	avg	Total		3-Point		F-Throw		Rebounds				pf	dq	a	to	blk	stl	pts	avg		
					fg-fga	fg%	3fg-fga	3fg%	ft-fga	ft%	off	def	tot	avg										
00	JACKSON, Jessica	26-24	776	29.8	135-337	.401	43-121	.355	78-114	.684	68	91	159	6.1	67	1	39	65	18	26	391	15.0		
03	MONK, Malica	24-24	739	30.8	84-203	.414	5-21	.238	47-68	.691	24	42	66	2.8	69	2	75	48	7	55	220	9.2		
14	MASON, Jailyn	27-27	824	30.5	96-241	.398	19-49	.388	7-11	.636	18	91	109	4.0	65	2	85	50	8	30	218	8.1		
04	SWENSON, Keiryn	27-8	621	23.0	75-153	.490	29-65	.446	30-37	.811	44	64	108	4.0	47	0	12	24	17	11	209	7.7		
35	COOLEY, Alecia	27-17	565	20.9	58-121	.479	0-0	.000	51-74	.689	51	86	137	5.1	32	0	18	38	26	8	167	6.2		
21	COSPER, Devin	26-9	514	19.8	62-178	.348	16-65	.246	19-25	.760	7	55	62	2.4	35	1	42	36	6	26	159	6.1		
22	ZIMMERMAN, Bailey	27-22	590	21.9	42-132	.318	21-76	.276	20-39	.513	33	76	109	4.0	43	0	28	35	9	18	125	4.6		
02	WILSON, Aaliyah	23-0	359	15.6	41-146	.281	18-63	.286	6-10	.600	16	49	65	2.8	30	0	35	47	10	10	106	4.6		
10	WILLIAMS, Kiara	18-4	204	11.3	23-43	.535	0-0	.000	9-25	.360	21	29	50	2.8	31	1	3	14	5	8	55	3.1		
20	STOUT, Sydney	12-0	64	5.3	5-13	.385	4-11	.364	2-4	.500	2	9	11	0.9	12	0	1	2	1	0	16	1.3		
Team											61	58	119											
Total.....		27	5400	645-1609		.401	157-474	.331	288-434	.664	362	669	1031	38.2	449	7	343	389	108	202	1735	64.3		
Opponents.....		27	5400	594-1559		.381	137-431	.318	281-413	.680	319	644	963	35.7	434	6	344	411	90	201	1606	59.5		

TEAM STATISTICS	AR	OPP	Date	Opponent	Score	Att.
SCORING	1735	1606	11/11/16	SAM HOUSTON STATE	w 71-39	4330
Points per game	64.3	59.5	11/13/16	LA-MONROE	w 92-46	3156
Scoring margin	+4.8	-	11/17/16	SOUTH DAKOTA	w 70-67	1054
FIELD GOALS-ATT	645-1609	594-1559	11/21/16	STETSON	w 79-62	1179
Field goal pct	.401	.381	! 11/25/16	vs Memphis	w 91-61	1662
3 POINT FG-ATT	157-474	137-431	! 11/26/16	vs NAVY	w 70-67	838
3-point FG pct	.331	.318	11/30/16	at Tulsa	w 57-50	514
3-pt FG made per game	5.8	5.1	^ 12/03/16	TEXAS TECH	w 66-60	1370
FREE THROWS-ATT	288-434	281-413	12/07/16	BUTLER	w 68-50	1017
Free throw pct	.664	.680	12/11/16	at Missouri State	L 62-64	3094
F-Throws made per game	10.7	10.4	12/18/16	NWST	w 65-36	1025
REBOUNDS	1031	963	12/21/16	ORU	L 60-70	1721
Rebounds per game	38.2	35.7	12/28/16	HOUSTON BAPTIST	w 101-40	1361
Rebounding margin	+2.5	-	* 01/01/17	at Ole Miss	L 64-73	1280
ASSISTS	343	344	* 01/05/17	#4 MISSISSIPPI STATE	L 51-59	1233
Assists per game	12.7	12.7	* 01/08/17	LSU	L 52-53	2005
TURNOVERS	389	411	* 01/12/17	at Texas A&M	L 65-90	3796
Turnovers per game	14.4	15.2	* 01/15/17	at Alabama	w 68-50	2667
Turnover margin	+0.8	-	* 01/19/17	VANDERBILT	w 59-56	1302
Assist/turnover ratio	0.9	0.8	* 01/23/17	MISSOURI	L 46-60	1250
STEALS	202	201	* 01/29/17	at LSU	L 46-53	2182
Steals per game	7.5	7.4	* 02/02/17	UGA	L 66-69	1603
BLOCKS	108	90	* 02/05/17	#4 SOUTH CAROLINA	L 49-79	1650
Blocks per game	4.0	3.3	* 02/09/17	at Florida	L 53-57	1441
ATTENDANCE	26398	33250	* 02/12/17	at Missouri	L 56-67	5163
Home games-Avg/Game	16-1650	9-3417	* 02/16/17	KENTUCKY	L 62-69	1142
Neutral site-Avg/Game	-	2-1250	* 02/19/17	at Tennessee	L 46-59	10613

Score by Periods	1st	2nd	3rd	4th	Totals
ARKANSAS	469	397	430	439	1735
Opponents	394	362	437	413	1606

! = Nugget Classic (Reno, Nev.)
^ = SEC/Big 12 Challenge (Fayetteville, Ark.)
* = Conference game



@RazorbackWBB STATISTICS
 ARKANSAS Combined Team Statistics (as of Feb 19, 2017)
Conference games



RECORD:	OVERALL	HOME	AWAY	NEUTRAL
ALL GAMES	2-12	1-6	1-6	0-0
CONFERENCE	2-12	1-6	1-6	0-0
NON-CONFERENCE	0-0	0-0	0-0	0-0

#	Player	gp-gs	min	avg	Total		3-Point		F-Throw		Rebounds				pf	dq	a	to	blk	stl	pts	avg
					fg-fga	fg%	3fg-fga	3fg%	ft-fa	ft%	off	def	tot	avg								
00	JACKSON, Jessica	13-11	390	30.0	55-154	.357	20-62	.323	26-42	.619	31	40	71	5.5	38	1	17	37	7	15	156	12.0
14	MASON, Jailyln	14-14	434	31.0	51-138	.370	12-33	.364	3-4	.750	6	43	49	3.5	42	2	40	32	6	17	117	8.4
03	MONK, Malica	13-13	422	32.5	41-118	.347	3-15	.200	23-37	.622	15	23	38	2.9	46	1	36	32	6	34	108	8.3
04	SWENSON, Keiryn	14-7	330	23.6	33-79	.418	13-37	.351	12-15	.800	21	29	50	3.6	29	0	5	16	5	5	91	6.5
21	COSPER, Devin	14-7	292	20.9	33-97	.340	10-40	.250	9-10	.900	6	28	34	2.4	27	1	14	24	2	11	85	6.1
02	WILSON, Aaliyah	14-0	207	14.8	26-89	.292	12-39	.308	3-6	.500	9	22	31	2.2	17	0	15	27	6	4	67	4.8
35	COOLEY, Alecia	14-5	275	19.6	22-47	.468	0-0	.000	19-30	.633	21	38	59	4.2	16	0	3	13	10	3	63	4.5
22	ZIMMERMAN, Bailey	14-9	281	20.1	19-70	.271	10-39	.256	10-18	.556	18	33	51	3.6	25	0	9	20	6	5	58	4.1
10	WILLIAMS, Kiara	10-4	133	13.3	13-25	.520	0-0	.000	7-15	.467	14	14	28	2.8	18	1	2	9	3	6	33	3.3
20	STOUT, Sydney	8-0	36	4.5	1-5	.200	1-4	.250	2-4	.500	2	2	4	0.5	8	0	1	0	0	0	5	0.6
Team																						
Total.....		14	2800		294-822	.358	81-269	.301	114-181	.630	178	309	487	34.8	266	6	142	218	51	100	783	55.9
Opponents.....		14	2800		323-796	.406	75-215	.349	173-259	.668	187	369	556	39.7	210	3	208	207	49	113	894	63.9

TEAM STATISTICS	AR	OPP	Date	Opponent	Score	Att.
SCORING	783	894	* 01/01/17	at Ole Miss	L 64-73	1280
Points per game	55.9	63.9	* 01/05/17	#4 MISSISSIPPI STATE	L 51-59	1233
Scoring margin	-7.9	-	* 01/08/17	LSU	L 52-53	2005
FIELD GOALS-ATT	294-822	323-796	* 01/12/17	at Texas A&M	L 65-90	3796
Field goal pct	.358	.406	* 01/15/17	at Alabama	w 68-50	2667
3 POINT FG-ATT	81-269	75-215	* 01/19/17	VANDERBILT	w 59-56	1302
3-point FG pct	.301	.349	* 01/23/17	MISSOURI	L 46-60	1250
3-pt FG made per game	5.8	5.4	* 01/29/17	at LSU	L 46-53	2182
FREE THROWS-ATT	114-181	173-259	* 02/02/17	UGA	L 66-69	1603
Free throw pct	.630	.668	* 02/05/17	#4 SOUTH CAROLINA	L 49-79	1650
F-Throws made per game	8.1	12.4	* 02/09/17	at Florida	L 53-57	1441
REBOUNDS	487	556	* 02/12/17	at Missouri	L 56-67	5163
Rebounds per game	34.8	39.7	* 02/16/17	KENTUCKY	L 62-69	1142
Rebounding margin	-4.9	-	* 02/19/17	at Tennessee	L 46-59	10613
ASSISTS	142	208				
Assists per game	10.1	14.9				
TURNOVERS	218	207				
Turnovers per game	15.6	14.8				
Turnover margin	-0.8	-				
Assist/turnover ratio	0.7	1.0				
STEALS	100	113				
Steals per game	7.1	8.1				
BLOCKS	51	49				
Blocks per game	3.6	3.5				
ATTENDANCE	10185	27142				
Home games-Avg/Game	7-1455	7-3877				
Neutral site-Avg/Game	-	0-0				

! = Nugget Classic (Reno, Nev.)
 ^ = SEC/Big 12 Challenge (Fayetteville, Ark.)
 * = Conference game

Score by Periods	1st	2nd	3rd	4th	Totals
ARKANSAS	198	175	182	228	783
Opponents	235	192	246	221	894



JIMMY DYKES

HEAD COACH

The most successful basketball programs all have a few key elements in common.

PASSION

They are passionate about the game. The coaches are passionate about their team, the players are passionate about the opportunity to represent their university and the fans are passionate about supporting the program.

EXCITEMENT

All successful programs are filled with excitement. They are exciting to watch and to be a part of.

COMMITMENT

It takes a lot of people to make a program successful and they all have to be committed to the effort. It starts with the coaches and staff and extends to the players but the best programs in the country take it further. Everyone who impacts the program, from professors, athletic trainers, academic coordinators, administrators and fans, all have to be willing to work toward the same goal of excellence in all areas.

PERFORMANCE

Finally, successful teams have to perform at a high level every day. Whether in the classroom, in the community or on the court, doing things the right way is vital to the program's success.

The University of Arkansas made a move March 30, 2014, when they welcomed Jimmy Dykes as the eighth head coach of the Razorback women's basketball team.

QUICK HITS

- Jimmy Dykes is the eighth head coach in Razorback Women's Basketball History
- Three-year University of Arkansas basketball letterman
- Jimmy Dykes attended high school at Estes Park (Colo.) and Fayetteville HS
- Jimmy Dykes earned his bachelor's degree in speech education at Arkansas in 1985
- Graduated with honors from the University of Arkansas with a 3.54 GPA
- Served under legendary coach Eddie Sutton as an assistant at Arkansas, Kentucky and Oklahoma State

THE 411 CHRONOLOGY

Head Coach	Years	Record
University of Arkansas	2014-15	18-14, 6-10, NCAA 2nd Round
	2015-16	12-18, 7-9
	2016-17	13-14, 2-12
TOTAL	3 seasons	43-46, 15-31 SEC

Assistant Coach

Assistant Coach	Years	Worked With
University of Arkansas	1984-1985	Eddie Sutton
Sacramento State	1985-86	Bill Brown
Appalachian State University	1986-87	Tom Apke
University of Kentucky	1987-89	Eddie Sutton
University of Arkansas-Little Rock	1989-90	Mike Newell
Oklahoma State University	1990-91	Eddie Sutton

NATIONAL BASKETBALL ASSOCIATION

1991-1993 | College Scout | Seattle Supersonics

HIGH SCHOOL

1994-1998; 2003-2004 | Athletic Director | Shiloh Christian

ESPN/ABC SPORTS | 1995-2014

- Game and studio college men's and women's basketball analyst
- Game analyst for NCAA Women's Basketball Tournament
- Coverage of the WNBA playoffs
- College football sideline reporter

PERSONAL

- Born: May 3, 1961
- Bachelor's Degree: Arkansas, 1985 in Speech Education
- Family: Wife: Tiffany (Beasley); married in 2002, daughter Kennedy
- Tiffany - an Arkansas graduate, 2003
- Hometown: Tulsa, Oklahoma
- High school at Estes Park HS (Colo.), Fayetteville HS
- Multi-sport athlete

BY THE NUMBERS

43 Career Wins

20 SEC Career Wins

13 2015-16 recruiting class rank

5 Newcomers for 2016-17

1 NCAA Tourney appearance

1 NCAA Tournament wins

DYKES VS. CONFERENCES

- Total: 43-46
- SEC: 16-33 (includes 1-2 in SEC Tournament)
- Nonconference: 27-13
- American: 3-1
- Atlantic Sun: 1-0
- Atlantic-10: 1-0
- Big East: 1-1
- Big 10: 2-2
- Big 12: 2-2
- Conference USA: 1-0
- Mid-Eastern Athletic: 1-0
- MVC: 1-2
- Pac-12: 0-1
- Patriot League: 1-0
- Southland: 8-0
- SWAC: 2-0
- Summit League: 2-3
- Sun Belt: 1-1



00

16-17 HIGHS

Points	34 vs. HBU, 12-28-16
FGM	12 vs. HBU, 12-28-16
FGA	23 vs. Georgia, 2-2-17
3PM	4 at Tennessee, 2-19-17
3PA	10 vs. Georgia, 2-2-17
FTM	11 vs. Georgia, 2-2-17
FTA	16 vs. Georgia, 2-2-17
OREB	5 at Florida, 2-9-17*
DREB	7 at Missouri State, 12-11-16
REB	10 vs. HBU, 12-28-16
AST	5 vs. HBU, 12-28-16
BLK	3 vs. Vanderbilt, 1-19-17
STL	3 vs. HBU, 12-28-16*
MIN	38 at Ole Miss, 1-1-17

CAREER HIGHS

Points	34 vs. HBU, 12-28-16
FGM	12 vs. HBU, 12-28-16
FGA	25, #13/15 Ky, 2-26-15
3PM	5, #13/15 Ky, 2-26-15*
3PA	11, #13/15 Ky, 2-26-15
FTM	11 vs. Georgia, 2-2-17
FTA	16 vs. Georgia, 2-2-17
OREB	5 vs. Georgia, 2-2-17*
DREB	10 vs. Auburn, 2-2-14
	10 vs. Florida, 1-28-16 OT
REB	13, SHSU, 11-15-15
AST	5 vs. HBU, 12-28-16
BLK	5, Tulsa, 12-14-14*
STL	3 vs. HBU, 12-28-16*
MIN	39, at LSU, 1-21-16*

*Most Recent

MISCELLANEOUS

	2016-17	Career
10+ Pts	21	98
15+ Pts	13	71
20+ Pts	6	26
30+ Pts	1	2
10+ Rebs	2	15
15+ Rebs	-	-
2BL-2BL	2	16
5+ Ast	1	--
Led AR in Pts	20	56
Led AR in Reb	12	38
GP/GS	26/24	117/110

HONORS

- Senior CLASS Award candidate
- Preseason All-SEC First-Team, '16
- MVP Nugget Classic
- CollegeSportsMadness.com SEC Player of the Week (Dec. 5, 2016)
- All-SEC Second-Team, '14, '15
- **All-SEC First-Team, '16**
- All-SEC Freshman Team, 2014
- AP All-SEC Hon. Mention, 2014
- AP All-SEC Second-Team, 2015
- SEC First-Year Academic HR, 2014
- CSM.com POW, Jan. 18, 2016

NOTES

- Named to coaches **preseason All-SEC First-Team** in '16-17
- Single season personal best 15 consecutive games in double figure scoring as a senior
- Scored in double figures in the first quarter against Stetson, Tulsa and Northwestern State
- Nugget Classic MVP in Reno
- First double-double of the year with 34 and 10 verses HBU
- Followed with double-double at Ole Miss with 10 and 10
- Ranked as No. 15 WNBA draft prospect by CollegeSportsMadness.com
- **Senior CLASS Award** candidate (Jan. 5, 2017)
- Career-best 34 points against Houston Baptist are tied for second-most points by an SEC player this season and tied for the 11th-most points in Arkansas history.
- Scored 30 or more points for the second time in her career and the first time since scoring 31 points as a freshman against Ole Miss on Jan. 19, 2014.
- Career-best 11 points from the line versus Georgia



JESSICA JACKSON

F | SR | 6-3 | JACKSONVILLE, ARK.

16-17 GAME BY GAME

Opponent	Date	gs	min	Total		3-Pointers		Free throws		Rebounds				pts		avg					
				fg-fga	pct	3fg-fga	pct	ft-fra	pct	off	def	tot	avg	pf	a		t/o	blk	stl	pts	
SAM HOUSTON STATE	11/11/16	*	27	6-14	.429	3-4	.750	5-7	.714	3	5	8	8.0	3	4	0	1	0	20	20.0	
LA-MONROE	11/13/16	*	23	5-14	.357	3-5	.600	0-0	.000	2	4	6	7.0	2	0	2	0	2	13	16.5	
SOUTH DAKOTA	11/17/16	*	30	5-15	.333	2-7	.286	2-11	.182	3	4	7	7.0	0	2	4	0	1	14	15.7	
STETSON	11/21/16	*	35	7-16	.438	2-5	.400	3-4	.750	3	4	7	7.0	3	2	0	1	0	19	16.5	
vs Memphis	11/25/16	*	23	5-9	.556	0-2	.000	2-2	1.000	3	3	6	6.8	2	1	2	1	0	12	15.6	
vs NAVY	11/26/16	*	28	6-15	.400	1-4	.250	4-6	.667	2	0	2	6.0	2	2	4	0	0	17	15.8	
at Tulsa	11/30/16	*	36	9-17	.529	2-6	.333	2-2	1.000	3	6	9	6.4	2	0	2	1	0	22	16.7	
TEXAS TECH	12/03/16	*	31	3-16	.188	1-5	.200	7-10	.700	2	4	6	6.4	1	3	1	1	0	14	16.4	
BUTLER	12/07/16	*	30	5-11	.455	1-3	.333	8-10	.800	5	4	9	6.7	2	1	5	1	3	19	16.7	
at Missouri State	12/11/16	*	27	2-9	.222	1-5	.200	6-6	1.000	2	7	9	6.9	4	0	2	0	0	11	16.1	
NWST	12/18/16	*	33	9-15	.600	3-5	.600	2-2	1.000	3	3	6	6.8	3	1	2	0	0	23	16.7	
ORU	12/21/16	*	37	6-16	.375	1-2	.500	4-4	1.000	1	2	3	6.5	3	1	3	3	2	17	16.8	
HOUSTON BAPTIST	12/28/16	*	26	12-16	.750	3-6	.500	7-8	.875	5	5	10	6.8	2	5	1	2	3	34	18.1	
at Ole Miss	01/01/17	*	38	3-15	.200	2-8	.250	3-4	.750	2	8	10	7.0	1	4	2	0	1	11	17.6	
#4 MISSISSIPPI STATE	01/05/17	*	23	4-10	.400	2-5	.400	2-4	.500	1	2	3	6.7	4	0	5	2	1	12	17.2	
LSU	01/08/17	*	29	2-7	.286	0-3	.000	2-3	.667	3	3	6	6.7	2	0	4	0	0	6	16.5	
at Texas A&M	01/12/17	*	30	1-2	.500	0-1	.000	3-4	.750	1	1	2	6.4	2	2	4	0	3	5	15.8	
VANDERBILT	01/19/17	*	29	3-11	.273	0-3	.000	0-2	.000	3	3	6	6.4	2	1	3	3	2	6	15.3	
MISSOURI	01/23/17		16	1-7	.143	0-4	.000	0-0	.000	0	3	3	6.2	3	0	1	0	1	2	14.6	
at LSU	01/29/17	*	28	6-12	.500	2-2	1.000	1-2	.500	2	6	8	6.3	5	0	7	0	2	15	14.6	
UGA	02/02/17	*	34	6-23	.261	3-10	.300	11-16	.688	5	0	5	6.2	3	1	1	2	0	26	11.1	
#4 SOUTH CAROLINA	02/05/17	*	24	1-11	.091	0-5	.000	0-0	.000	2	3	5	6.2	3	0	1	0	0	2	14.5	
at Florida	02/09/17	*	35	6-16	.375	2-6	.333	3-4	.750	5	2	7	6.2	2	1	2	0	2	17	14.7	
at Missouri	02/12/17	*	32	5-9	.556	2-3	.667	0-0	.000	2	2	4	6.1	3	2	3	0	0	12	14.5	
KENTUCKY	02/16/17	*	36	10-20	.500	3-7	.429	1-1	1.000	3	4	7	6.2	4	4	3	0	0	24	14.9	
at Tennessee	02/19/17	*	36	7-11	.636	4-5	.800	0-2	.000	2	3	5	6.1	4	2	1	0	3	18	15.0	
Totals			24	776	135-337	.401	43-121	.355	78-114	.684	68	91	159	6.1	67	39	65	18	26	391	15.0

Games played: 26
Minutes/game: 29.8
Points/game: 15.0
FG Pct: 40.1
3FG Pct: 35.5
FT Pct: 68.4

Rebounds/game: 6.1
Assists/game: 1.5
Turnovers/game: 2.5
Assist/turnover ratio: 0.6
Steals/game: 1.0
Blocks/game: 0.7

JACKSON'S CAREER STATISTICS

Season	gp-gs	min/avg	Total		3-Point		F-Throws		Rebounds				Scoring							
			fg-fga	pct	fg-fga	pct	ft-fra	pct	off	def	tot	avg	pf	fo	ast	to	blk	stl	pts	avg
2013-14	30-30	903/30.1	163-385	.423	48-125	.384	111-138	.804	45	136	181	6.0	70	0	40	51	45	24	485	16.2
2014-15	32-29	1032/32.2	161-431	.374	56-163	.344	99-126	.786	61	139	200	6.3	86	2	30	96	33	27	477	14.9
2015-16	29-27	920/31.7	170-418	.407	48-150	.320	89-121	.736	51	132	183	6.3	76	3	30	70	33	15	477	16.4
2016-17	26-24	776/29.8	135-337	.401	43-121	.355	78-114	.684	68	91	159	6.1	67	1	39	65	18	26	391	15.0
TOTAL	117-110	3631/31.0	629-1571	.400	195-559	.349	377-499	.756	225	498	723	6.2	299	6	139	282	129	92	1830	15.6

2

16-17 HIGHS

Points	20 at Texas A&M, 1-12-17
FGM	8 at Texas A&M, 1-12-17
FGA	16 at Tennessee, 2-19-17
3PM	4 at Texas A&M, 1-12-17
3PA	7 at Tennessee, 2-19-17*
FTM	2 vs. LSU, 1-8-17*
FTA	2 vs. #4 S. Carolina, 2-5-17*
OREB	2 vs. Georgia, 2-2-17*
DREB	6 at Tennessee, 2-19-17
REB	7 at Tennessee, 2-19-17
AST	5 vs. HBU, 12-28-16
BLK	2 vs. HBU, 12-28-16
STL	2 vs. Texas Tech, 12-3-16*
MIN	29 vs. HBU, 12-28-16

*Most Recent

CAREER HIGHS

Points	20 at Texas A&M, 1-12-17
FGM	8 at Texas A&M, 1-12-17
FGA	15 at Texas A&M, 1-12-17
3PM	4 at Texas A&M, 1-12-17
3PA	7 at Tennessee, 2-19-17
FTM	2 vs. LSU, 1-8-17*
FTA	2 vs. LSU, 1-8-17*
OREB	2 vs. Georgia, 2-2-17*
DREB	6 at Tennessee, 2-19-17
REB	7 at Tennessee, 2-19-17
AST	5 vs. HBU, 12-28-16
BLK	2 vs. HBU, 12-28-16
STL	2 vs. Texas Tech, 12-3-16*
MIN	29 vs. HBU, 12-28-16

*Most Recent

MISCELLANEOUS

	2016-17	Career
10+ Pts	4	4
15+ Pts	2	2
20+ Pts	1	1
10+ Rebs	-	-
15+ Rebs	-	-
Double-Double	-	-
5+ Ast	1	1
Led AR in Pts	2	2
Led AR in Reb	-	-
GP/GS	23/-	23/-

HONORS

• TBA

NOTES

- Second-ever McDonald's All-American to join team out of HS
- Missed start of season with illness
- Missed Missouri State with death in family
- First career game with double figure scoring with 10 points against Memphis
- A then career-best 11 points in 18 minutes versus Texas Tech in SEC/Big 12 Challenge
- Came off the bench with 20 points at Texas A&M
- Only Razorback in double figures against No. 4 South Carolina



AALIYAH WILSON
F | FR | 5-10 | MUSKOGEE, OKLA.

16-17 GAME BY GAME

Opponent	Date	gs	min	Total		3-Pointers		Free throws		Rebounds				pf	a	t/o	blk	stl	pts	avg
				fg-fga	pct	3fg-fga	pct	ft-fa	pct	off	def	tot	avg							
STETSON	11/21/16	7	1-4	.250	1-1	1.000	0-0	.000	1	2	3	3.0	0	2	0	0	0	3	3.0	
vs Memphis	11/25/16	20	4-9	.444	2-4	.500	0-0	.000	1	2	3	3.0	3	4	3	0	0	10	6.5	
vs NAVY	11/26/16	23	1-4	.250	1-3	.333	2-2	1.000	2	2	4	3.3	0	4	4	1	2	5	6.0	
at Tulsa	11/30/16	18	1-6	.167	0-4	.000	0-0	.000	1	5	6	4.0	3	0	2	0	0	2	5.0	
TEXAS TECH	12/03/16	18	4-12	.333	2-3	.667	1-2	.500	2	4	6	4.4	1	0	2	1	2	11	6.2	
BUTLER	12/07/16	6	0-2	.000	0-2	.000	0-0	.000	0	1	1	3.8	2	0	3	0	0	0	5.2	
NWST	12/18/16	17	0-4	.000	0-3	.000	0-0	.000	0	3	3	3.7	1	5	2	0	0	0	4.4	
ORU	12/21/16	14	0-3	.000	0-0	.000	0-0	.000	0	3	3	3.6	1	0	1	0	1	0	3.9	
HOUSTON BAPTIST	12/28/16	29	4-13	.308	0-4	.000	0-0	.000	0	5	5	3.8	2	5	3	2	1	8	4.3	
at Ole Miss	01/01/17	19	1-6	.167	1-3	.333	0-0	.000	0	2	2	3.6	3	2	3	0	0	3	4.2	
#4 MISSISSIPPI STATE	01/05/17	6	0-2	.000	0-1	.000	0-0	.000	0	0	0	3.3	3	0	1	0	0	0	3.8	
LSU	01/08/17	15	1-3	.333	0-2	.000	2-2	1.000	0	1	1	3.1	1	1	3	0	0	4	3.8	
at Texas A&M	01/12/17	26	8-15	.533	4-7	.571	0-0	.000	1	0	1	2.9	0	1	5	0	1	20	5.1	
at Alabama	01/15/17	10	1-3	.333	1-2	.500	0-0	.000	0	1	1	2.8	0	0	0	0	1	3	4.9	
VANDERBILT	01/19/17	10	0-3	.000	0-1	.000	0-0	.000	2	1	3	2.8	1	1	1	0	0	0	4.6	
MISSOURI	01/23/17	17	1-3	.333	1-2	.500	0-0	.000	0	3	3	2.8	1	1	1	2	0	3	4.5	
at LSU	01/29/17	21	3-8	.375	2-3	.667	0-0	.000	1	2	3	2.8	2	0	2	0	0	8	4.7	
UGA	02/02/17	9	1-9	.111	0-2	.000	0-0	.000	2	1	3	2.8	0	1	0	1	0	2	4.6	
#4 SOUTH CAROLINA	02/05/17	25	6-13	.462	3-7	.429	1-2	.500	1	0	1	2.7	1	2	4	0	0	16	5.2	
at Florida	02/09/17	10	0-6	.000	0-1	.000	0-0	.000	1	1	2	2.7	3	2	1	1	2	0	4.9	
at Missouri	02/12/17	10	0-2	.000	0-1	.000	0-2	.000	0	3	3	2.7	1	0	0	0	0	0	4.7	
KENTUCKY	02/16/17	6	0-0	.000	0-0	.000	0-0	.000	0	1	1	2.6	0	1	2	0	0	0	4.5	
at Tennessee	02/19/17	23	4-16	.250	0-7	.000	0-0	.000	1	6	7	2.8	1	3	4	2	0	8	4.6	
Totals		0	359	41-146	.281	18-63	.286	6-10	.600	16	49	65	2.8	30	35	47	10	10	106	4.6

Games played: 23
Minutes/game: 15.6
Points/game: 4.6
FG Pct: 28.1
3FG Pct: 28.6
FT Pct: 60.0

Rebounds/game: 2.8
Assists/game: 1.5
Turnovers/game: 2.0
Assist/turnover ratio: 0.7
Steals/game: 0.4
Blocks/game: 0.4

WILSON'S CAREER STATISTICS

Season	gp-gs	min/avg	Total		3-Point		F-Throws		Rebounds				pf	fo	ast	to	blk	stl	Scoring	
			fg-fga	pct	fg-fga	pct	ft-fa	pct	off	def	tot	avg							pts	avg
2016-17	23-0	359/15.6	41-146	.281	18-63	.286	6-10	.600	16	49	65	2.8	30	0	35	47	10	10	106	4.6
TOTAL	23-0	359/15.6	41-146	.281	18-63	.286	6-10	.600	16	49	65	2.8	30	0	35	47	10	10	106	4.6

3

NOTES

- Opened 2016-17 as a starter
- Twenty-one games with 25+ minutes played
- Posted a career-best with 18 points against Stetson
- Twelve games with double digit scoring
- Four games with five or more assists
- Missed ORU, HBU & Ole Miss games with injury
- Career-best six steals at Florida
- Matched that with six against Kentucky



MALICA MONK

G | SO | 5-5 | N. LITTLE ROCK, ARK.

16-17 HIGHS

Points	18 vs. Stetson, 11-21-16
FGM	6 at Texas A&M, 1-12-17*
FGA	16 at Missouri State, 12-11-16
3PM	2 at Texas A&M, 1-12-17
3PA	3 vs. Georgia, 2-2-17*
FTM	8 vs. #4 Miss State, 1-5-17
FTA	9 vs. #4 Miss State, 1-5-17
OREB	3 at Tennessee, 2-19-17*
DREB	4 vs. Tulsa, 11-30-16
REB	5 vs. ULM, 11-13-16
AST	7 vs. Memphis, 11-25-16
BLK	3 vs. LSU, 1-8-17
STL	6 vs. Kentucky, 2-16-17*
MIN	38 vs. #4 Miss State, 1-5-17

CAREER HIGHS

Points	18 vs. Stetson, 11-21-16
FGM	6 at Texas A&M, 1-12-17*
FGA	16 at Missouri State, 12-11-16
3PM	2 at Texas A&M, 1-12-17
3PA	3 vs. Georgia, 2-2-17*
FTM	8 vs. #4 Miss State, 1-5-17
FTA	9 vs. #4 Miss State, 1-5-17
OREB	3 at Tennessee, 2-19-17*
DREB	4 vs. Tulsa, 11-30-16
REB	5 vs. ULM, 11-13-16
AST	7 vs. Memphis, 11-25-16
BLK	3 vs. LSU, 1-8-17
STL	6 vs. Kentucky, 2-16-17*
MIN	38 vs. #4 Miss State, 1-5-17

*Most Recent

MISCELLANEOUS

	2016-17	Career
10+ Pts	12	16
15+ Pts	3	3
20+ Pts	-	-
10+ Rebs	-	-
15+ Rebs	-	-
Double-Double	-	-
5+ Ast	4	6
Led AR in Pts	2	2
Led AR in Reb	-	-
GP/GS	24/24	51/29

HONORS

- Arkansas Academic Honor Roll (3.0-3.49 GPA) (Fall 2016)

16-17 GAME BY GAME

Opponent	Date	gs	min	Total		3-Pointers		Free throws		Rebounds				pts	avg						
				fg-fga	pct	3fg-fga	pct	ft-fga	pct	off	def	tot	avg								
SAM HOUSTON STATE	11/11/16	*	27	5-7	.714	0-0	.000	2-2	1.000	0	2	2	2.0	2	3	1	0	2	12	12.0	
LA-MONROE	11/13/16	*	25	2-3	.667	0-0	.000	5-6	.833	3	2	5	3.5	1	2	1	1	3	9	10.5	
SOUTH DAKOTA	11/17/16	*	34	5-10	.500	0-0	.000	2-2	1.000	1	1	2	3.0	3	4	2	0	4	12	11.0	
STETSON	11/21/16	*	36	6-10	.600	0-1	.000	6-6	1.000	0	3	3	3.0	2	5	4	0	1	18	12.8	
vs Memphis	11/25/16	*	21	5-7	.714	0-1	.000	3-4	.750	2	1	3	3.0	1	7	2	0	4	13	12.8	
vs NAVY	11/26/16	*	22	2-2	1.000	0-0	.000	0-0	.000	0	0	0	2.5	5	1	2	0	0	4	11.3	
at Tulsa	11/30/16	*	34	2-6	.333	0-0	.000	2-2	1.000	0	4	4	2.7	3	4	2	0	1	6	10.6	
TEXAS TECH	12/03/16	*	36	5-14	.357	1-2	.500	0-1	.000	1	2	3	2.8	0	4	0	0	3	11	10.6	
BUTLER	12/07/16	*	35	4-8	.500	0-0	.000	3-4	.750	0	2	2	2.7	4	5	1	0	1	11	10.7	
at Missouri State	12/11/16	*	37	6-16	.375	1-2	.500	1-4	.250	2	1	3	2.7	1	2	1	0	1	14	11.0	
NWST	12/18/16	*	10	1-2	.500	0-0	.000	0-0	.000	0	1	1	2.5	1	2	0	0	1	2	10.2	
#4 MISSISSIPPI STATE	01/05/17	*	38	4-12	.333	1-2	.500	8-9	.889	0	2	2	2.5	4	0	1	2	3	17	10.8	
LSU	01/08/17	*	34	0-6	.000	0-2	.000	6-8	.750	1	1	2	2.5	4	5	4	3	2	6	10.4	
at Texas A&M	01/12/17	*	26	6-9	.667	2-3	.667	2-2	1.000	0	1	1	2.4	4	2	3	0	1	16	10.8	
at Alabama	01/15/17	*	35	5-10	.500	0-2	.000	1-1	1.000	0	2	2	2.3	5	4	1	0	1	11	10.8	
VANDERBILT	01/19/17	*	31	3-7	.429	0-1	.000	2-4	.500	1	3	4	2.4	3	3	2	0	0	8	10.6	
MISSOURI	01/23/17	*	26	1-6	.167	0-0	.000	0-0	.000	2	2	4	2.5	2	2	2	0	4	2	10.1	
at LSU	01/29/17	*	34	1-7	.143	0-0	.000	0-1	.000	1	2	3	2.6	3	4	4	0	1	2	9.7	
UGA	02/02/17	*	36	3-13	.231	0-3	.000	1-4	.250	1	3	4	2.6	3	4	3	0	3	7	9.5	
#4 SOUTH CAROLINA	02/05/17	*	32	1-10	.100	0-1	.000	0-0	.000	2	3	5	2.8	4	2	2	1	2	2	9.2	
at Florida	02/09/17	*	31	4-8	.500	0-0	.000	0-0	.000	1	1	2	2.7	3	2	4	0	6	8	9.1	
at Missouri	02/12/17	*	32	4-11	.364	0-1	.000	2-4	.500	2	0	2	2.7	3	2	0	0	3	10	9.1	
KENTUCKY	02/16/17	*	32	4-9	.444	0-0	.000	0-3	.000	1	1	2	2.7	4	3	2	0	6	8	9.1	
at Tennessee	02/19/17	*	35	5-10	.500	0-0	.000	1-1	1.000	3	2	5	2.8	4	3	4	0	2	11	9.2	
Totals			24	739	84-203	.414	5-21	.238	47-68	.691	24	42	66	2.8	69	75	48	7	55	220	9.2

Games played: 24
Minutes/game: 30.8
Points/game: 9.2
FG Pct: 41.4
3FG Pct: 23.8
FT Pct: 69.1

Rebounds/game: 2.8
Assists/game: 3.1
Turnovers/game: 2.0
Assist/turnover ratio: 1.6
Steals/game: 2.3
Blocks/game: 0.3

MONK'S CAREER STATISTICS

Season	gp-gs	min/avg	Total		3-Point		F-Throws		Rebounds				Scoring							
			fg-fga	pct	fg-fga	pct	ft-fga	pct	off	def	tot	avg	pf	fo	ast	to	blk	stl	pts	avg
2015-16	27-5	461/17.1	48-136	.353	2-10	.200	12-19	.632	6	23	29	1.1	60	2	47	44	5	23	110	4.1
2016-17	24-24	739/30.8	84-203	.414	5-21	.238	47-68	.691	24	42	66	2.8	69	2	75	48	7	55	220	9.2
TOTAL	51-29	1200/23.5	132-339	.389	7-31	.226	59-87	.678	30	65	95	1.9	129	4	122	92	12	78	330	6.5

4

16-17 HIGHS

Points	23 vs. HBU, 12-28-16
FGM	7 vs. Navy, 11-26-16
FGA	13 at Ole Miss, 1-1-17
3PM	4 at Ole Miss, 1-1-17
3PA	9 at Ole Miss, 1-1-17
FTM	8 vs. HBU, 12-28-16
FTA	9 vs. HBU, 12-28-16
OREB	5 at Alabama, 1-15-17*
DREB	6 vs. NSU, 12-18-15
REB	9 at Alabama, 1-15-17*
AST	2 vs. NSU, 12-18-15
BLK	2 vs. HBU, 12-28-16*
STL	1 at Alabama, 1-15-17*
MIN	37 at Ole Miss, 1-1-17

CAREER HIGHS

Points	23 vs. HBU, 12-28-16
FGM	7 vs. Navy, 11-26-16
FGA	13 at Ole Miss, 1-1-17
3PM	4 at Ole Miss, 1-1-17
3PA	9 at Ole Miss, 1-1-17
FTM	8 vs. HBU, 12-28-16
FTA	9 vs. HBU, 12-28-16
OREB	5 at Alabama, 1-15-17*
DREB	6 vs. NSU, 12-18-15*
REB	9 at Alabama, 1-15-17*
AST	2 vs. NSU, 12-18-15*
BLK	2 vs. HBU, 12-28-16*
STL	2, New Orleans, 12-30-15*
MIN	37 at Ole Miss, 1-1-17

*Most Recent

MISCELLANEOUS


	2016-17	Career
10+ Pts	10	10
15+ Pts	4	4
20+ Pts	1	1
10+ Rebs	-	-
15+ Rebs	-	-
Double-Double	-	-
5+ Ast	-	-
Led AR in Pts	1	1
Led AR in Reb	-	1
GP/GS	26/7	55/8

HONORS

- SEC First-Year Academic Honor Roll ('16)
- Arkansas Academic Champion (4.00 GPA) (Fall 2015, Spring 2016, Fall 2016)

NOTES

- Career-best 23 points on 6-for-8 shooting in win over Houston Baptist
- First start of the season verses HBU
- Twenty games with 20+ minutes this year
- Career-best nine rebounds against Northwestern State
- Repeated with nine boards at Alabama
- Ten double figure scoring games
- Also throws javelin for the Razorback track and field team



KEIRYN SWENSON
F | SO | 6-1 | WICHITA, KAN.

16-17 GAME BY GAME

Opponent	Date	gs	min	Total		3-Pointers		Free throws		Rebounds					pts	avg				
				fg-fga	pct	3fg-fga	pct	ft-fa	pct	off	def	tot	avg	pf			a	t/o	blk	stl
SAM HOUSTON STATE	11/11/16	23	23	2-6	.333	1-3	.333	0-0	.000	0	5	5	5.0	3	1	2	0	1	5	5.0
LA-MONROE	11/13/16	23	23	5-7	.714	2-3	.667	1-1	1.000	2	4	6	5.5	0	1	0	1	1	13	9.0
SOUTH DAKOTA	11/17/16	18	1-3	.333	0-1	.000	1-2	.500	5	1	6	5.7	0	0	0	1	0	3	7.0	
STETSON	11/21/16	20	3-5	.600	2-2	1.000	1-2	.500	1	1	2	4.8	2	0	1	0	1	9	7.5	
vs Memphis	11/25/16	20	4-7	.571	1-2	.500	1-1	1.000	1	1	2	4.2	1	1	0	0	0	10	8.0	
vs NAVY	11/26/16	34	7-12	.583	2-3	.667	0-0	.000	1	2	3	4.0	1	0	0	1	1	16	9.3	
at Tulsa	11/30/16	12	0-2	.000	0-2	.000	0-0	.000	0	2	2	3.7	2	0	0	0	0	0	8.0	
TEXAS TECH	12/03/16	18	2-3	.667	1-1	1.000	3-4	.750	1	4	5	3.9	0	1	1	1	0	8	8.0	
BUTLER	12/07/16	23	6-7	.857	3-3	1.000	0-0	.000	0	3	3	3.8	0	0	1	2	1	15	8.8	
at Missouri State	12/11/16	21	2-3	.667	0-1	.000	1-1	1.000	4	1	5	3.9	2	0	2	2	0	5	8.4	
NWST	12/18/16	25	4-9	.444	1-3	.333	2-2	1.000	3	6	9	4.4	3	2	0	0	0	11	8.6	
ORU	12/21/16	23	0-2	.000	0-1	.000	0-0	.000	1	2	3	4.3	3	0	0	2	0	0	7.9	
HOUSTON BAPTIST	12/28/16	*	31	6-8	.750	3-3	1.000	8-9	.889	4	3	7	4.5	1	1	1	2	1	23	9.1
at Ole Miss	01/01/17	*	37	6-13	.462	4-9	.444	3-3	1.000	1	3	4	4.4	1	0	1	1	1	19	9.8
#4 MISSISSIPPI STATE	01/05/17	*	30	1-8	.125	0-3	.000	0-0	.000	3	4	7	4.6	1	1	2	1	1	2	9.3
LSU	01/08/17	20	3-4	.750	2-3	.667	2-2	1.000	2	2	4	4.6	3	0	2	0	0	10	9.3	
at Texas A&M	01/12/17	25	3-5	.600	1-3	.333	3-4	.750	2	1	3	4.5	0	0	1	1	0	10	9.4	
at Alabama	01/15/17	21	4-9	.444	2-2	1.000	2-3	.667	5	4	9	4.7	2	0	4	0	1	12	9.5	
VANDERBILT	01/19/17	*	19	3-4	.750	1-2	.500	1-1	1.000	0	4	4	4.7	4	1	1	0	0	8	9.4
MISSOURI	01/23/17	*	27	1-4	.250	0-2	.000	0-0	.000	1	2	3	4.6	0	0	1	0	0	2	9.1
at LSU	01/29/17	14	0-1	.000	0-0	.000	0-0	.000	0	1	1	4.4	1	0	0	0	0	0	8.6	
UGA	02/02/17	14	1-3	.333	1-2	.500	0-0	.000	0	1	1	4.3	3	0	0	0	1	3	8.4	
#4 SOUTH CAROLINA	02/05/17	22	3-8	.375	0-4	.000	0-0	.000	3	1	4	4.3	2	1	2	0	0	6	8.3	
at Florida	02/09/17	32	1-5	.200	1-3	.333	0-0	.000	0	2	2	4.2	2	0	1	1	0	3	8.0	
at Missouri	02/12/17	*	23	3-6	.500	1-3	.333	1-2	.500	2	0	2	4.1	4	1	0	1	0	8	8.0
KENTUCKY	02/16/17	*	27	4-6	.667	0-0	.000	0-0	.000	2	1	3	4.0	2	0	1	0	1	8	8.0
at Tennessee	02/19/17	*	19	0-3	.000	0-1	.000	0-0	.000	0	3	3	4.0	4	1	0	0	0	7.7	
Totals		8	621	75-153	.490	29-65	.446	30-37	.811	44	64	108	4.0	47	12	24	17	11	209	7.7

Games played: 27
 Minutes/game: 23.0
 Points/game: 7.7
 FG Pct: 49.0
 3FG Pct: 44.6
 FT Pct: 81.1

Rebounds/game: 4.0
 Assists/game: 0.4
 Turnovers/game: 0.9
 Assist/turnover ratio: 0.5
 Steals/game: 0.4
 Blocks/game: 0.6


SWENSON'S CAREER STATISTICS

Season	gp-gs	min/avg	Total		3-Point		F-Throws		Rebounds					Scoring						
			fg-fga	pct	fg-fga	pct	ft-fa	pct	off	def	tot	avg	pf	fo	ast	to	blk	stl	pts	avg
2015-16	29-1	373/12.9	27-84	.321	5-21	.238	19-27	.704	34	34	68	2.3	26	0	7	15	4	10	78	2.7
2016-17	27-8	621/23.0	75-153	.490	29-65	.446	30-37	.811	44	64	108	4.0	47	0	12	24	17	11	209	7.7
TOTAL	56-9	994/17.8	102-237	.430	34-86	.395	49-64	.766	78	98	176	3.1	73	0	19	39	21	21	287	5.1

10

NOTES

- Played in 18 games this year
- Career-best nine points in 14 minutes against ULM
- Earned first career start at LSU Jan. 29
- Shooting 46.2%, grabbed 15 rebounds and scored 16 points in four games as a starter



KIARA WILLIAMS
F/C | FR | 6-1 | LITTLE ROCK, ARK.

16-17 HIGHS

Points	9 vs. ULM, 11-13-16
FGM	4 vs. ULM, 11-13-16
FGA	6 vs. ULM, 11-13-16
3PM	0
3PA	0
FTM	2 vs. Missouri, 1-23-17
FTA	5 vs. Missouri, 1-23-17
OREB	5 vs. Georgia, 2-2-17
DREB	4 at Alabama, 1-15-17*
REB	7 vs. Georgia, 2-2-17
AST	2 vs. Georgia, 2-2-17
BLK	1 at Missouri State, 12-11-16
STL	1 vs. Georgia, 2-2-17*
MIN	22 vs. Georgia, 2-2-17

CAREER HIGHS

Points	9 vs. ULM, 11-13-16
FGM	4 vs. ULM, 11-13-16
FGA	6 vs. ULM, 11-13-16
3PM	0
3PA	0
FTM	2 vs. Missouri, 1-23-17
FTA	5 vs. Missouri, 1-23-17
OREB	5 vs. Georgia, 2-2-17
DREB	4 at Alabama, 1-15-17*
REB	7 vs. Georgia, 2-2-17
AST	2 vs. Georgia, 2-2-17
BLK	1 at Missouri State, 12-11-16
STL	1 vs. Georgia, 2-2-17*
MIN	22 vs. Georgia, 2-2-17

*Most Recent

MISCELLANEOUS

	2016-17	Career
10+ Pts	-	-
15+ Pts	-	-
20+ Pts	-	-
10+ Rebs	-	-
15+ Rebs	-	-
Double-Double	-	-
5+ Ast	-	-
Led AR in Pts	-	-
Led AR in Reb	-	-
GP/GS	18/4	18/4

16-17 GAME BY GAME

Opponent	Date	gs	min	Total		3-Pointers		Free throws		Rebounds				pf	a	t/o	blk	stl	pts	avg
				fg-fga	pct	3fg-fga	pct	ft-fta	pct	off	def	tot	avg							
SAM HOUSTON STATE	11/11/16	5	0-1	.000	0-0	.000	0-0	.000	0	1	1	1.0	0	0	1	0	1	0	0.0	
LA-MONROE	11/13/16	14	4-6	.667	0-0	.000	1-4	.250	2	3	5	3.0	4	0	0	0	0	9	4.5	
STETSON	11/21/16	0	0-0	.000	0-0	.000	0-0	.000	0	0	0	2.0	0	0	0	0	0	0	3.0	
vs Memphis	11/25/16	8	3-4	.750	0-0	.000	0-0	.000	2	4	6	3.0	2	0	0	0	0	6	3.8	
at Tulsa	11/30/16	8	1-2	.500	0-0	.000	1-2	.500	1	2	3	3.0	0	0	0	0	0	3	3.6	
BUTLER	12/07/16	10	1-1	1.000	0-0	.000	0-0	.000	1	2	3	3.0	2	0	1	0	1	2	3.3	
at Missouri State	12/11/16	12	1-2	.500	0-0	.000	0-2	.000	1	2	3	3.0	1	0	0	1	0	2	3.1	
NWST	12/18/16	14	0-2	.000	0-0	.000	0-2	.000	0	1	1	2.8	4	1	3	1	0	0	2.8	
at Alabama	01/15/17	15	3-3	1.000	0-0	.000	1-1	1.000	2	4	6	3.1	3	0	4	0	1	7	3.2	
VANDERBILT	01/19/17	15	1-1	1.000	0-0	.000	0-2	.000	2	0	2	3.0	1	0	0	0	0	2	3.1	
MISSOURI	01/23/17	13	2-5	.400	0-0	.000	2-5	.400	2	1	3	3.0	3	0	0	0	0	6	3.4	
at LSU	01/29/17 *	16	1-3	.333	0-0	.000	2-2	1.000	1	3	4	3.1	5	0	3	2	0	4	3.4	
UGA	02/02/17 *	22	3-5	.600	0-0	.000	0-3	.000	5	2	7	3.4	0	2	1	0	1	6	3.6	
#4 SOUTH CAROLINA	02/05/17 *	26	1-3	.333	0-0	.000	2-2	1.000	1	2	3	3.4	3	0	0	0	2	4	3.6	
at Florida	02/09/17 *	14	1-2	.500	0-0	.000	0-0	.000	1	0	1	3.2	3	0	0	0	2	2	3.5	
at Missouri	02/12/17	5	1-1	1.000	0-0	.000	0-0	.000	0	0	0	3.0	0	0	1	0	0	2	3.4	
KENTUCKY	02/16/17	4	0-2	.000	0-0	.000	0-0	.000	0	2	2	2.9	0	0	0	1	0	0	3.2	
at Tennessee	02/19/17	3	0-0	.000	0-0	.000	0-0	.000	0	0	0	2.8	0	0	0	0	0	0	3.1	
Totals		4	204	23-43	.535	0-0	.000	9-25	.360	21	29	50	2.8	31	3	14	5	8	55	3.1

Games played: 18
Minutes/game: 11.3
Points/game: 3.1
FG Pct: 53.5
FT Pct: 36.0

Rebounds/game: 2.8
Assists/game: 0.2
Turnovers/game: 0.8
Assist/turnover ratio: 0.2
Steals/game: 0.4
Blocks/game: 0.3

HONORS

• TBA

WILLIAMS' CAREER STATISTICS

Season	gp-gs	min/avg	Total		3-Point		F-Throws		Rebounds				Scoring							
			fg-fga	pct	fg-fga	pct	ft-fta	pct	off	def	tot	avg	pf	fo	ast	to	blk	stl	pts	avg
2016-17	18-4	204/11.3	23-43	.535	0-0	.000	9-25	.360	21	29	50	2.8	31	1	3	14	5	8	55	3.1
TOTAL	18-4	204/11.3	23-43	.535	0-0	.000	9-25	.360	21	29	50	2.8	31	1	3	14	5	8	55	3.1

14

16-17 HIGHS

Points	19 vs. ORU, 12-21-16
FGM	9 vs. ORU, 12-21-16
FGA	15 vs. ORU, 12-21-16
3PM	3 vs. Vanderbilt, 1-19-17
3PA	6 vs. Vanderbilt, 1-19-17
FTM	2 vs. Vanderbilt, 1-19-17*
FTA	2 vs. Vanderbilt, 1-19-17*
OREB	4 vs. Texas Tech, 12-3-16
DREB	6 at Missouri, 2-12-17*
REB	9 vs. Texas Tech, 12-3-16
AST	11 vs. HBU, 12-28-16
BLK	1 at Tennessee, 2-19-17*
STL	4 at Florida, 2-9-17
MIN	40 vs. ORU, 12-21-16

* Most Recent

CAREER HIGHS

Points	19 vs. ORU, 12-21-16
FGM	9 vs. ORU, 12-21-16
FGA	15 vs. ORU, 12-21-16
3PM	3 vs. Vanderbilt, 1-19-17
3PA	6 vs. Vanderbilt, 1-19-17
FTM	2 vs. Vanderbilt, 1-19-17*
FTA	2 vs. Vanderbilt, 1-19-17*
OREB	4 vs. Texas Tech, 12-3-16
DREB	6 at Missouri, 2-12-17*
REB	9 vs. Texas Tech, 12-3-16
AST	11 vs. HBU, 12-28-16
BLK	1 at Tennessee, 2-19-17*
STL	4 at Florida, 2-9-17
MIN	40 vs. ORU, 12-21-16

* Most Recent

MISCELLANEOUS

	2016-17	Career
10+ Pts	10	10
15+ Pts	3	3
20+ Pts	-	-
10+ Rebs	-	-
15+ Rebs	-	-
Double-Double	2	2
5+ Ast	5	5
Led AR in Pts	3	3
Led AR in Reb	-	-
GP/GS	27/27	27/27

HONORS

- SEC Freshman of the Week (Nov. 29, 2016)
- SEC Freshman of the Week (Jan. 19)
- Member of the SEC WBB Leadership Council

NOTES

- Member of the SEC Women's Basketball Leadership Council
- Played and started all games as a true freshman
- **SEC Freshman of the Week** honors Nov. 29 recording 18 points, nine rebounds and seven assists in two games
- Posted career-best with 19 points on 9-for-15 shooting versus ORU
- Ten games with double figure scoring
- Career-best 11 assists versus HBU
- First career double-double with 10 points and 11 assists versus Houston Baptist
- Back-to-back double-doubles with 10 and 10 at Ole Miss in the conference opener
- **SEC Freshman of the Week** honor Jan. 19
- Three consecutive games with double figures for the second time this year (ORU, HBU, OM) & (FL, MO, KY)



JAILYN MASON
PG | FR | 5-9 | MASON, OHIO

16-17 GAME BY GAME

Opponent	Date	gs	min	Total		3-Pointers		Free throws		Rebounds				pf	a	t/o	blk	stl	pts	avg	
				fg-fga	pct	3fg-fga	pct	ft-fa	pct	off	def	tot	avg								
SAM HOUSTON STATE	11/11/16	*	36	2-9	.222	1-2	.500	0-0	.000	0	4	4	4.0	1	5	2	0	3	5	5.0	
LA-MONROE	11/13/16	*	18	2-4	.500	0-1	.000	0-0	.000	0	0	0	2.0	4	2	1	0	0	4	4.5	
SOUTH DAKOTA	11/17/16	*	30	3-7	.429	2-3	.667	2-2	1.000	0	2	2	2.0	1	2	0	0	1	10	6.3	
STETSON	11/21/16	*	31	5-10	.500	1-1	1.000	0-1	.000	1	5	6	3.0	1	2	0	0	0	11	7.5	
vs Memphis	11/25/16	*	25	4-7	.571	1-1	1.000	0-0	.000	1	3	4	3.2	3	2	3	0	0	9	7.8	
vs NAVY	11/26/16	*	28	4-7	.571	1-2	.500	0-0	.000	0	5	5	3.5	4	5	1	0	0	9	8.0	
at Tulsa	11/30/16	*	26	4-8	.500	0-0	.000	0-0	.000	1	5	6	3.9	3	2	2	0	0	8	8.0	
TEXAS TECH	12/03/16	*	31	4-8	.500	0-0	.000	1-2	.500	4	5	9	4.5	1	3	1	0	0	9	8.1	
BUTLER	12/07/16	*	34	0-4	.000	0-0	.000	0-0	.000	2	4	6	4.7	0	5	3	0	1	0	7.2	
at Missouri State	12/11/16	*	22	0-6	.000	0-1	.000	0-0	.000	1	2	3	4.5	2	0	0	0	1	0	6.5	
NWST	12/18/16	*	36	3-7	.429	1-3	.333	0-0	.000	2	3	5	4.5	0	3	4	1	3	7	6.5	
ORU	12/21/16	*	40	9-15	.600	0-1	.000	1-2	.500	0	6	6	4.7	2	3	1	0	0	19	7.6	
HOUSTON BAPTIST	12/28/16	*	33	5-11	.455	0-1	.000	0-0	.000	0	4	4	4.6	1	11	0	1	4	10	7.8	
at Ole Miss	01/01/17	*	36	5-11	.455	0-0	.000	0-0	.000	0	5	5	4.6	4	10	1	1	0	10	7.9	
#4 MISSISSIPPI STATE	01/05/17	*	35	3-12	.250	0-0	.000	1-2	.500	0	3	3	4.5	5	2	2	2	1	7	7.9	
LSU	01/08/17	*	33	1-4	.250	0-2	.000	0-0	.000	0	3	3	4.4	2	2	2	0	1	2	7.5	
at Texas A&M	01/12/17	*	29	3-8	.375	1-1	.000	0-0	.000	0	4	4	4.4	2	2	1	0	2	6	7.4	
at Alabama	01/15/17	*	31	7-13	.538	1-2	.500	0-0	.000	0	6	6	4.5	3	4	3	0	1	15	7.8	
VANDERBILT	01/19/17	*	34	6-11	.545	3-6	.500	2-2	1.000	2	4	6	4.6	4	1	3	1	1	17	8.3	
MISSOURI	01/23/17	*	34	3-10	.300	0-2	.000	0-0	.000	1	1	2	4.5	4	0	1	1	0	6	8.2	
at LSU	01/29/17	*	35	2-7	.286	1-2	.500	0-0	.000	0	0	0	4.2	1	2	2	0	4	5	8.0	
UGA	02/02/17	*	26	3-11	.273	2-3	.667	0-0	.000	1	3	4	4.2	4	3	3	0	3	8	8.0	
#4 SOUTH CAROLINA	02/05/17	*	19	1-7	.143	1-4	.250	0-0	.000	0	1	1	4.1	1	4	2	0	0	3	7.8	
at Florida	02/09/17	*	27	6-10	.600	1-4	.250	0-0	.000	1	2	3	4.0	2	2	3	0	4	13	8.0	
at Missouri	02/12/17	*	33	4-15	.267	2-5	.400	0-0	.000	0	6	6	4.1	5	2	1	0	0	10	8.1	
KENTUCKY	02/16/17	*	36	5-11	.455	1-1	1.000	0-0	.000	1	4	5	4.2	3	4	5	0	0	11	8.2	
at Tennessee	02/19/17	*	26	2-8	.250	0-1	.000	0-0	.000	0	1	1	4.0	2	2	3	1	0	4	8.1	
Totals			27	824	96-241	.398	19-49	.388	7-11	.636	18	91	109	4.0	65	85	50	8	30	218	8.1

Games played: 27
Minutes/game: 30.5
Points/game: 8.1
FG Pct: 39.8
3FG Pct: 38.8
FT Pct: 63.6

Rebounds/game: 4.0
Assists/game: 3.1
Turnovers/game: 1.9
Assist/turnover ratio: 1.7
Steals/game: 1.1
Blocks/game: 0.3

MASON'S CAREER STATISTICS

Season	gp-gs	min/avg	Total		3-Point		F-Throws		Rebounds				Scoring							
			fg-fga	pct	fg-fga	pct	ft-fa	pct	off	def	tot	avg	pf	fo	ast	to	blk	stl	pts	avg
2016-17	27-27	824/30.5	96-241	.398	19-49	.388	7-11	.636	18	91	109	4.0	65	2	85	50	8	30	218	8.1
TOTAL	27-27	824/30.5	96-241	.398	19-49	.388	7-11	.636	18	91	109	4.0	65	2	85	50	8	30	218	8.1

20

NOTES

- Played in 12 games this year
- Missed NSU, ORU games with injury
- Several career high marks against HBU including points, field goals and 3-point field goals made and rebounds



SYDNEY STOUT
F | FR | 6-0 | BIXBY, OKLA.

16-17 HIGHS

Points	8 vs. HBU, 12-28-16
FGM	3 vs. HBU, 12-28-16
FGA	5 vs. HBU, 12-28-16
3PM	2 vs. HBU, 12-28-16
3PA	4 vs. HBU, 12-28-16
FTM	2 at Texas A&M, 1-12-17
FTA	4 at Texas A&M, 1-12-17
OREB	1 vs. Georgia, 2-2-17*
DREB	6 vs. HBU, 12-28-16
REB	6 vs. HBU, 12-28-16
AST	1 vs. Missouri, 1-23-17
BLK	1 vs. ULM, 11-13-16
STL	0
MIN	15 vs. HBU, 12-28-16

* Most Recent

CAREER HIGHS

Points	8 vs. HBU, 12-28-16
FGM	3 vs. HBU, 12-28-16
FGA	5 vs. HBU, 12-28-16
3PM	2 vs. HBU, 12-28-16
3PA	4 vs. HBU, 12-28-16
FTM	2 at Texas A&M, 1-12-17
FTA	4 at Texas A&M, 1-12-17
OREB	1 vs. Georgia, 2-2-17*
DREB	6 vs. HBU, 12-28-16
REB	6 vs. HBU, 12-28-16
AST	1 vs. Missouri, 1-23-17
BLK	1 vs. ULM, 11-13-16
STL	0
MIN	15 vs. HBU, 12-28-16

* Most Recent

MISCELLANEOUS

	2016-17	Career
10+ Pts	-	-
15+ Pts	-	-
20+ Pts	-	-
10+ Rebs	-	-
15+ Rebs	-	-
Double-Double	-	-
5+ Ast	-	-
Led AR in Pts	-	-
Led AR in Reb	-	-
GP/GS	12/-	12/-

16-17 GAME BY GAME

Opponent	Date	gs	min	Total		3-Pointers		Free throws		Rebounds				pf	a	t/o	blk	stl	pts	avg
				fg-fga	pct	3fg-fga	pct	ft-fga	pct	off	def	tot	avg							
SAM HOUSTON STATE	11/11/16	3	0-0	.000	0-0	.000	0-0	.000	0	0	0	0.0	0	0	0	0	0	0	0.0	
LA-MONROE	11/13/16	6	0-2	.000	0-2	.000	0-0	.000	0	0	0	0.0	1	0	0	1	0	0	0.0	
vs Memphis	11/25/16	4	1-1	1.000	1-1	1.000	0-0	.000	0	1	1	0.3	2	0	0	0	0	3	1.0	
HOUSTON BAPTIST	12/28/16	15	3-5	.600	2-4	.500	0-0	.000	0	6	6	1.8	1	0	2	0	0	8	2.8	
at Texas A&M	01/12/17	9	0-2	.000	0-1	.000	2-4	.500	1	0	1	1.6	3	0	0	0	0	2	2.6	
MISSOURI	01/23/17	5	1-1	1.000	1-1	1.000	0-0	.000	0	0	0	1.3	1	1	0	0	0	3	2.7	
at LSU	01/29/17	5	0-0	.000	0-0	.000	0-0	.000	0	0	0	1.1	1	0	0	0	0	0	2.3	
UGA	02/02/17	6	0-2	.000	0-2	.000	0-0	.000	1	1	2	1.3	2	0	0	0	0	0	2.0	
#4 SOUTH CAROLINA	02/05/17	2	0-0	.000	0-0	.000	0-0	.000	0	0	0	1.1	0	0	0	0	0	0	1.8	
at Missouri	02/12/17	3	0-0	.000	0-0	.000	0-0	.000	0	0	0	1.0	1	0	0	0	0	0	1.6	
KENTUCKY	02/16/17	1	0-0	.000	0-0	.000	0-0	.000	0	1	1	1.0	0	0	0	0	0	0	1.5	
at Tennessee	02/19/17	5	0-0	.000	0-0	.000	0-0	.000	0	0	0	0.9	0	0	0	0	0	0	1.3	
Totals		0	64	5-13	.385	4-11	.364	2-4	.500	2	9	11	0.9	12	1	2	1	0	16	1.3

Games played: 12
Minutes/game: 5.3
Points/game: 1.3
FG Pct: 38.5
3FG Pct: 36.4
FT Pct: 50.0

Rebounds/game: 0.9
Assists/game: 0.1
Turnovers/game: 0.2
Assist/turnover ratio: 0.5
Blocks/game: 0.1

HONORS

- Arkansas Academic Honor Roll (3.0-3.49 GPA) (Fall 2016)

STOUT'S CAREER STATISTICS

Season	gp-gs	min/avg	Total		3-Point		F-Throws		Rebounds				Scoring							
			fg-fga	pct	fg-fga	pct	ft-fga	pct	off	def	tot	avg	pf	fo	ast	to	blk	stl	pts	avg
2016-17	12-0	64/5.3	5-13	.385	4-11	.364	2-4	.500	2	9	11	0.9	12	0	1	2	1	0	16	1.3
TOTAL	12-0	64/5.3	5-13	.385	4-11	.364	2-4	.500	2	9	11	0.9	12	0	1	2	1	0	16	1.3

21

16-17 HIGHS

Points	18 at Missouri State, 12-11-16
FGM	6 vs. LSU, 1-8-17
FGA	17 at Missouri State, 12-11-16
3PM	3 vs. Georgia, 2-2-17*
3PA	8 vs. LSU, 1-8-17
FTM	5 at Missouri State, 12-11-16
FTA	7 at Missouri State, 12-11-16
OREB	2 at Alabama, 1-15-17
DREB	7 vs. LSU, 1-8-17
REB	7 vs. LSU, 1-8-17
AST	6 vs. ORU, 12-21-16
BLK	1 vs. Georgia, 2-2-17*
STL	4 vs. Vanderbilt, 1-19-17*
MIN	37 vs. ORU, 12-21-16

CAREER HIGHS

Points	18 at Missouri State, 12-11-16
FGM	7, MVSU, 12-28-15
FGA	17 at Missouri State, 12-11-16*
	19, at Auburn, 1-24-16 OT
3PM	3 vs. Georgia, 2-2-17*
3PA	9, at Butler, 12-13-15
	9, at Auburn, 1-24-16 OT*
FTM	7, New Orleans, 12-30-15
FTA	8, New Orleans, 12-30-15
OREB	2 at Alabama, 1-15-17*
DREB	7 vs. LSU, 1-8-17
	8, at Auburn, 1-24-16 OT
REB	7 vs. LSU, 1-8-17
	9, at Auburn, 1-24-16 OT
AST	6 vs. ORU, 12-21-16
BLK	3, MVSU, 12-28-15
STL	4 vs. Vanderbilt, 1-19-17*
MIN	37, at Butler, 12-13-15
	42, at Auburn, 1-24-16 OT

*Most Recent

MISCELLANEOUS

	2016-17	Career
10+ Pts	7	22
15+ Pts	2	7
20+ Pts	-	1
10+ Rebs	-	-
15+ Rebs	-	-
Double-Double	-	-
5+ Ast	2	3
Led AR in Pts	2	4
Led AR in Reb	-	-
GP/GS	25/9	56/34

HONORS

- SEC First-Year Academic Honor Roll ('16)
- Arkansas Academic Honor Roll (3.0-3.49 GPA) (Fall 2015, Spring 2016, Fall 2016)

NOTES

- Missed first game with a family emergency
- Scored career-best 18 points in road game at Missouri State
- Three of four games before the holiday break with double figures
- Fourth double figure scoring game with 15 points against LSU (1-8-17)
- Seven games with double digit points this season
- Tied her career-best with four steals against Vanderbilt



DEVIN COSPER
G | SR | 5-10 | COFFEYVILLE, KAN.

16-17 GAME BY GAME

Opponent	Date	gs	min	Total		3-Pointers		Free throws		Rebounds			pf	a	t/o	blk	stl	pts	avg	
				fg-fga	pct	3fg-fga	pct	ft-fa	pct	off	def	tot								avg
LA-MONROE	11/13/16	18	2-5	.400	0-2	.000	2-2	1.000	0	1	1	1.0	0	5	0	1	4	6	6.0	
SOUTH DAKOTA	11/17/16	6	0-1	.000	0-0	.000	0-0	.000	0	2	2	1.5	0	0	0	0	0	3.0		
STETSON	11/21/16	9	0-2	.000	0-2	.000	0-0	.000	0	0	0	1.0	0	1	0	0	0	2.0		
vs Memphis	11/25/16	17	4-7	.571	0-3	.000	0-0	.000	0	2	2	1.3	4	2	1	0	0	8	3.5	
vs NAVY	11/26/16	15	1-4	.250	0-2	.000	0-0	.000	0	2	2	1.4	0	3	0	0	2	2	3.2	
at Tulsa	11/30/16	9	0-3	.000	0-1	.000	1-2	.500	1	1	2	1.5	1	0	1	0	0	1	2.8	
TEXAS TECH	12/03/16	11	1-4	.250	0-1	.000	0-0	.000	0	5	5	2.0	0	4	0	0	0	2	2.7	
BUTLER	12/07/16	21	5-9	.556	1-1	1.000	2-4	.500	0	2	2	2.0	0	0	3	0	2	13	4.0	
at Missouri State	12/11/16	30	5-17	.294	3-7	.429	5-7	.714	0	4	4	2.2	2	1	1	0	3	18	5.6	
NWST	12/18/16	21	4-6	.667	1-2	.500	0-0	.000	0	2	2	2.2	0	3	2	1	1	9	5.9	
ORU	12/21/16	* 37	5-14	.357	0-3	.000	0-0	.000	0	3	3	2.3	0	6	2	1	2	10	6.3	
HOUSTON BAPTIST	12/28/16	* 28	2-9	.222	1-1	1.000	0-0	.000	0	3	3	2.3	1	3	2	1	1	5	6.2	
at Ole Miss	01/01/17	* 33	4-9	.444	0-2	.000	1-1	1.000	0	3	3	2.4	3	2	1	0	2	9	6.4	
#4 MISSISSIPPI STATE	01/05/17	* 18	2-3	.667	0-0	.000	2-3	.667	1	0	1	2.3	0	2	2	0	0	6	6.4	
LSU	01/08/17	* 27	6-12	.500	3-8	.375	0-0	.000	0	7	7	2.6	2	2	6	1	1	15	6.9	
at Texas A&M	01/12/17	* 15	1-6	.167	0-2	.000	0-0	.000	0	2	2	2.6	4	1	0	0	1	2	6.6	
at Alabama	01/15/17	* 33	5-14	.357	0-4	.000	0-0	.000	2	2	4	2.6	4	0	3	0	1	10	6.8	
VANDERBILT	01/19/17	* 33	3-11	.273	1-4	.250	4-4	1.000	1	3	4	2.7	3	3	3	0	4	11	7.1	
MISSOURI	01/23/17	* 27	3-9	.333	1-2	.500	0-0	.000	0	0	0	2.6	1	1	3	0	1	7	7.1	
at LSU	01/29/17	13	0-5	.000	0-0	.000	0-0	.000	1	1	2	2.6	0	0	0	0	0	0	6.7	
UGA	02/02/17	24	3-5	.600	3-4	.750	0-0	.000	0	2	2	2.5	5	1	0	1	1	9	6.8	
#4 SOUTH CAROLINA	02/05/17	13	1-5	.200	1-4	.250	0-0	.000	1	1	2	2.5	1	1	1	0	0	3	6.6	
at Florida	02/09/17	22	4-9	.444	0-4	.000	2-2	1.000	0	1	1	2.4	1	1	3	0	0	10	6.8	
at Missouri	02/12/17	21	0-6	.000	0-4	.000	0-0	.000	0	4	4	2.5	3	0	0	0	0	0	6.5	
KENTUCKY	02/16/17	6	0-1	.000	0-0	.000	0-0	.000	0	0	0	2.4	0	0	2	0	0	0	6.2	
at Tennessee	02/19/17	7	1-2	.500	1-2	.500	0-0	.000	0	2	2	2.4	0	0	0	0	0	3	6.1	
Totals		9	514	62-178	.348	16-65	.246	19-25	.760	7	55	62	2.4	35	42	36	6	26	159	6.1

Games played: 26
Minutes/game: 19.8
Points/game: 6.1

Rebounds/game: 2.4
Assists/game: 1.6
Turnovers/game: 1.4

COSPER'S CAREER STATISTICS

Season	gp-gs	min/avg	Total		3-Point		F-Throws		Rebounds			pf	fo	ast	to	blk	stl	Scoring		
			fg-fga	pct	fg-fga	pct	ft-fa	pct	off	def	tot							avg	pts	avg
2015-16	30-25	792/26.4	97-293	.331	25-104	.240	50-72	.694	16	83	99	3.3	57	0	42	74	5	34	269	9.0
2016-17	26-9	514/19.8	62-178	.348	16-65	.246	19-25	.760	7	55	62	2.4	35	1	42	36	6	26	159	6.1
TOTAL	56-34	1306/23.3	159-471	.338	41-169	.243	69-97	.711	23	138	161	2.9	92	1	84	110	11	60	428	7.6

22

NOTES

- Improved her career-best with 11 points on 4-for-6 shooting at Tulsa
- Started 22 games this year
- Averaging 21.9 minutes as a sophomore
- Tied her career-best with seven rebounds vs. No. 4 Mississippi State - seven rebounds three times as a sophomore
- Bettered her career numbers with 14 points on 4-for-11 shooting at Missouri



BAILEY ZIMMERMAN
G/F | SO | 6-0 | ST. VINCENT, ARK.

16-17 HIGHS

Points	14 at Missouri, 2-12-17
FGM	4 at Missouri, 2-12-17*
FGA	11 at Missouri, 2-12-17
3PM	3 vs. Kentucky, 2-16-17*
3PA	6 at Missouri, 2-12-17
FTM	4 at Missouri State, 12-11-16
FTA	6 at Missouri, 2-12-17
OREB	4 at Missouri, 2-12-17
DREB	6 at Alabama, 1-15-17
REB	7 at Alabama, 1-15-17*
AST	3 vs. Kentucky, 2-16-17*
BLK	1 vs. LSU, 1-8-17*
STL	2 vs. NSU, 12-18-15*
MIN	34 vs. Kentucky, 2-16-17

* Most Recent

CAREER HIGHS

Points	14 at Missouri, 2-12-17
FGM	4 at Missouri, 2-12-17*
FGA	11 at Missouri, 2-12-17
3PM	3 vs. Kentucky, 2-16-17*
3PA	7 at Butler, 12-13-15
FTM	2 vs. South Dakota, 11-17-16*
FTA	6 at Missouri, 2-12-17
OREB	4 at Missouri, 2-12-17
DREB	6 at Alabama, 1-15-17
REB	7 at Alabama, 1-15-17*
AST	3 vs. Kentucky, 2-16-17*
BLK	1 vs. LSU, 1-8-17*
STL	2 vs. NSU, 12-18-15*
MIN	34 vs. Kentucky, 2-16-17

*Most Recent

MISCELLANEOUS

	2016-17	Career
10+ Pts	2	2
15+ Pts	-	-
20+ Pts	-	-
10+ Rebs	-	-
15+ Rebs	-	-
Double-Double	-	-
5+ Ast	-	-
Led AR in Pts	1	1
Led AR in Reb	-	-
GP/GS	27/22	47/23

HONORS

- Arkansas Athletic Director's List (3.5-3.99 GPA) (Fall 2015, Fall 2016)

16-17 GAME BY GAME

Opponent	Date	gs	min	Total		3-Pointers		Free throws		Rebounds				pf	a	t/o	blk	stl	pts	avg	
				fg-fga	pct	3fg-fga	pct	ft-fa	pct	off	def	tot	avg								
SAM HOUSTON STATE	11/11/16	*	32	3-6	.500	2-5	.400	1-2	.500	2	3	5	5.0	1	3	1	0	1	9	9.0	
LA-MONROE	11/13/16	*	18	1-7	.143	0-3	.000	1-2	.500	2	5	7	6.0	0	2	0	0	1	3	6.0	
SOUTH DAKOTA	11/17/16	*	15	2-4	.500	2-3	.667	1-2	.500	2	2	4	5.3	3	1	0	0	0	7	6.3	
STETSON	11/21/16	*	24	2-4	.500	1-3	.333	0-0	.000	0	4	4	5.0	1	1	2	0	0	5	6.0	
vs Memphis	11/25/16	*	22	1-4	.250	1-4	.250	0-0	.000	0	3	3	4.6	2	2	2	0	2	3	5.4	
vs NAVY	11/26/16	*	13	0-1	.000	0-1	.000	0-0	.000	1	6	7	5.0	2	3	1	0	1	0	4.5	
at Tulsa	11/30/16	*	30	4-6	.667	2-3	.667	1-1	1.000	1	3	4	4.9	1	0	2	0	1	11	5.4	
TEXAS TECH	12/03/16	*	24	2-6	.333	1-3	.333	0-0	.000	1	3	4	4.8	2	0	1	1	0	5	5.4	
BUTLER	12/07/16	*	25	1-4	.250	1-3	.333	1-4	.250	1	2	3	4.6	3	3	1	0	1	4	5.2	
at Missouri State	12/11/16	*	31	2-7	.286	0-2	.000	4-4	1.000	3	1	4	4.5	0	2	1	0	2	8	5.5	
NWST	12/18/16	*	26	3-5	.600	0-2	.000	0-2	.000	1	2	3	4.4	1	1	2	0	2	6	5.5	
ORU	12/21/16	*	29	1-4	.250	0-1	.000	1-4	.250	1	5	6	4.5	0	0	1	1	0	3	5.3	
HOUSTON BAPTIST	12/28/16	*	20	1-4	.250	1-4	.250	0-0	.000	0	4	4	4.5	2	1	1	1	2	3	5.2	
at Ole Miss	01/01/17	*	22	0-1	.000	0-1	.000	0-0	.000	0	2	2	4.3	1	1	4	0	1	0	4.8	
#4 MISSISSIPPI STATE	01/05/17	*	25	2-6	.333	0-2	.000	1-3	.333	2	5	7	4.5	3	0	3	1	1	5	4.8	
LSU	01/08/17	*	11	1-3	.333	0-1	.000	0-3	.000	1	2	3	4.4	3	0	2	1	0	2	4.6	
at Texas A&M	01/12/17	*	20	0-6	.000	0-2	.000	0-0	.000	2	0	2	4.2	2	0	0	0	0	0	4.4	
at Alabama	01/15/17	*	25	0-4	.000	0-3	.000	0-0	.000	1	6	7	4.4	3	2	2	0	1	0	4.1	
VANDERBILT	01/19/17	*	12	2-6	.333	0-3	.000	0-0	.000	1	1	2	4.3	0	0	2	0	0	4	4.1	
MISSOURI	01/23/17	*	13	1-2	.500	1-2	.500	2-2	1.000	1	3	4	4.3	2	1	2	1	2	5	4.2	
at LSU	01/29/17	*	14	3-4	.750	1-1	1.000	0-0	.000	2	2	4	4.2	0	0	3	3	0	7	4.3	
UGA	02/02/17	*	24	2-8	.250	1-5	.200	0-0	.000	1	3	4	4.2	2	0	0	0	0	5	4.3	
#4 SOUTH CAROLINA	02/05/17	*	22	1-4	.250	1-4	.250	4-4	1.000	0	2	2	4.1	1	0	0	0	0	7	4.4	
at Florida	02/09/17	*	10	0-1	.000	0-1	.000	0-0	.000	0	1	1	4.0	2	0	1	0	0	0	4.3	
at Missouri	02/12/17	*	32	4-11	.364	3-6	.500	3-6	.500	4	1	5	4.0	2	2	0	0	0	14	4.6	
KENTUCKY	02/16/17	*	34	3-9	.333	3-5	.600	0-0	.000	3	3	6	4.1	3	3	1	0	0	9	4.8	
at Tennessee	02/19/17	*	17	0-5	.000	0-3	.000	0-0	.000	0	2	2	4.0	1	0	0	0	0	0	4.6	
Totals			22	590	42-132	.318	21-76	.276	20-39	.513	33	76	109	4.0	43	28	35	9	18	125	4.6

Games played: 27
Minutes/game: 21.9
Points/game: 4.6
FG Pct: 31.8
3FG Pct: 27.6
FT Pct: 51.3

Rebounds/game: 4.0
Assists/game: 1.0
Turnovers/game: 1.3
Assist/turnover ratio: 0.8
Steals/game: 0.7
Blocks/game: 0.3

ZIMMERMAN'S CAREER STATISTICS

Season	gp-gs	min/avg	Total		3-Point		F-Throws		Rebounds				pf	fo	ast	to	blk	stl	Scoring	
			fg-fga	pct	fg-fga	pct	ft-fa	pct	off	def	tot	avg							pts	avg
2015-16	20-1	174/8.7	6-48	.125	4-33	.121	7-12	.583	12	9	21	1.1	9	0	4	15	2	4	23	1.2
2016-17	27-22	590/21.9	42-132	.318	21-76	.276	20-39	.513	33	76	109	4.0	43	0	28	35	9	18	125	4.6
TOTAL	47-23	764/16.3	48-180	.267	25-109	.229	27-51	.529	45	85	130	2.8	52	0	32	50	11	22	148	3.1

35

NOTES

- Nine games with double digit points
- First double-double of the season with 10 points and 11 rebounds against Memphis
- Selected to the Nugget Classic All-Tournament Team
- Two games with four blocks (SHSU, Tulsa)
- Career-best four assists against Butler



ALECIA COOLEY

C | SR | 6-4 | EVANSTON, ILL.

16-17 HIGHS

Points	13 vs. ULM, 11-13-16
FGM	5 vs. HBU, 12-28-16*
FGA	8 vs. South Dakota, 11-17-16*
3PM	0
3PA	0
FTM	7 vs. ULM, 11-13-16
FTA	12 vs. ULM, 11-13-16
OREB	5 vs. HBU, 12-28-16
DREB	8 vs. Memphis, 11-25-16
REB	10 vs. Memphis, 11-25-16
AST	4 vs. Butler, 12-7-16
BLK	4 vs. Tulsa, 11-30-16*
STL	1 vs. LSU, 1-8-17*
MIN	31 vs. LSU, 1-8-17*

*Most Recent

CAREER HIGHS

Points	19, ORU, 12-10-15
FGM	8, ORU, 12-10-15
FGA	10, ORU, 12-10-15
	10, vs. Florida, 1-28-16 OT
FTM	7 vs. ULM, 11-13-16
FTA	12 vs. ULM, 11-13-16
OREB	7, #24 Missouri, 1-17-16
DREB	8 vs. Memphis, 11-25-16
REB	10 vs. Memphis, 11-25-16*
	10, vs. Florida, 1-28-16 OT
AST	4 vs. Butler, 12-7-16
BLK	4 at Tulsa, 11-30-16*
STL	1 vs. LSU, 1-8-17*
	2, at Auburn, 1-24-16 OT
MIN	33, ORU, 12-10-15
	39, at Auburn, 1-24-16 OT

*Most Recent

MISCELLANEOUS

	2016-17	Career
10+ Pts	9	16
15+ Pts	-	3
20+ Pts	-	-
10+ Rebs	1	5
15+ Rebs	-	-
Double-Double	1	4
5+ Ast	-	-
Led AR in Pts	2	5
Led AR in Reb	4	9
GP/GS	27/17	57/45

HONORS

- Arkansas Academic Honor Roll (3.0-3.49 GPA) (Spring 2016)
- Nugget Classic All-Tournament Team

16-17 GAME BY GAME

Opponent	Date	gs	min	Total		3-Pointers		Free throws		Rebounds				pts		avg					
				fg-fga	pct	3fg-fga	pct	ft-fa	pct	off	def	tot	avg	pf	a		t/o	blk	stl		
SAM HOUSTON STATE	11/11/16	*	26	4-8	.500	0-0	.000	4-6	.667	2	3	5	5.0	0	0	2	4	1	12	12.0	
LA-MONROE	11/13/16	*	18	3-5	.600	0-0	.000	7-12	.583	1	5	6	5.5	1	2	1	1	0	13	12.5	
SOUTH DAKOTA	11/17/16	*	31	5-8	.625	0-0	.000	2-2	1.000	1	2	3	4.7	3	1	2	1	0	12	12.3	
STETSON	11/21/16	*	24	1-3	.333	0-0	.000	5-6	.833	3	6	9	5.8	3	3	4	0	1	7	11.0	
vs Memphis	11/25/16	*	26	4-6	.667	0-0	.000	2-2	1.000	3	8	11	6.8	1	2	2	0	0	10	10.8	
vs NAVY	11/26/16	*	18	2-4	.500	0-0	.000	0-0	.000	3	4	7	6.8	0	1	4	0	1	4	9.7	
at Tulsa	11/30/16	*	24	1-6	.167	0-0	.000	2-2	1.000	1	5	6	6.7	0	0	4	0	4	8.9		
TEXAS TECH	12/03/16	*	31	3-11	.273	0-0	.000	0-0	.000	3	4	7	6.8	2	0	3	1	1	6	8.5	
BUTLER	12/07/16	*	16	2-3	.667	0-0	.000	0-0	.000	1	3	4	6.4	1	4	1	1	0	4	8.0	
at Missouri State	12/11/16	*	20	2-5	.400	0-0	.000	0-0	.000	4	1	5	6.3	3	1	2	1	0	4	7.6	
NWST	12/18/16	*	18	1-2	.500	0-0	.000	5-6	.833	1	2	3	6.0	1	0	2	2	0	7	7.5	
ORU	12/21/16	*	20	3-6	.500	0-0	.000	5-5	1.000	2	2	4	5.8	0	0	1	0	1	11	7.8	
HOUSTON BAPTIST	12/28/16		18	5-7	.714	0-0	.000	0-3	.000	5	3	8	6.0	1	1	1	1	0	10	8.0	
at Ole Miss	01/01/17		15	4-6	.667	0-0	.000	4-6	.667	0	1	1	5.6	2	0	1	1	1	12	8.3	
#4 MISSISSIPPI STATE	01/05/17		25	0-1	.000	0-0	.000	2-2	1.000	2	2	4	5.5	0	1	1	1	0	2	7.9	
LSU	01/08/17	*	31	3-7	.429	0-0	.000	1-2	.500	4	3	7	5.6	2	0	3	2	1	7	7.8	
at Texas A&M	01/12/17	*	20	2-5	.400	0-0	.000	0-0	.000	3	0	3	5.5	1	0	0	0	1	4	7.6	
at Alabama	01/15/17	*	30	2-4	.500	0-0	.000	6-8	.750	2	3	5	5.4	3	0	1	2	0	10	7.7	
VANDERBILT	01/19/17	*	17	1-2	.500	0-0	.000	1-2	.500	0	3	3	5.3	1	0	0	1	0	3	7.5	
MISSOURI	01/23/17	*	22	3-5	.600	0-0	.000	4-6	.667	3	5	8	5.5	0	1	4	0	0	10	7.6	
at LSU	01/29/17		20	2-2	1.000	0-0	.000	1-2	.500	1	5	6	5.5	1	0	1	0	0	5	7.5	
UGA	02/02/17		5	0-0	.000	0-0	.000	0-0	.000	0	0	0	5.2	1	0	0	0	0	0	7.1	
#4 SOUTH CAROLINA	02/05/17		15	3-4	.750	0-0	.000	0-0	.000	2	2	4	5.2	1	0	0	0	0	6	7.1	
at Florida	02/09/17		19	0-3	.000	0-0	.000	0-0	.000	1	6	7	5.3	0	0	0	0	0	0	6.8	
at Missouri	02/12/17		9	0-1	.000	0-0	.000	0-2	.000	0	0	0	5.0	0	0	0	0	0	0	6.5	
KENTUCKY	02/16/17		18	1-2	.500	0-0	.000	0-0	.000	1	2	3	5.0	3	1	1	2	0	2	6.3	
at Tennessee	02/19/17		29	1-5	.200	0-0	.000	0-0	.000	2	6	8	5.1	1	0	1	1	0	2	6.2	
Totals			17	565	58-121	.479	0-0	.000	51-74	.689	51	86	137	5.1	32	18	38	26	8	167	6.2

Games played: 27
 Minutes/game: 20.9
 Points/game: 6.2
 FG Pct: 47.9
 FT Pct: 68.9

Rebounds/game: 5.1
 Assists/game: 0.7
 Turnovers/game: 1.4
 Assist/turnover ratio: 0.5
 Steals/game: 0.3
 Blocks/game: 1.0

COOLEY'S CAREER STATISTICS

Season	gp-gs	min/avg	Total		3-Point		F-Throws		Rebounds				Scoring							
			fg-fga	pct	fg-fga	pct	ft-fa	pct	off	def	tot	avg	pf	fo	ast	to	blk	stl	pts	avg
2015-16	30-28	699/23.3	74-148	.500	0-0	.000	48-63	.762	50	95	145	4.8	49	2	16	34	11	11	196	6.5
2016-17	27-17	565/20.9	58-121	.479	0-0	.000	51-74	.689	51	86	137	5.1	32	0	18	38	26	8	167	6.2
TOTAL	57-45	1264/22.2	132-269	.491	0-0	.000	99-137	.723	101	181	282	4.9	81	2	34	72	37	19	363	6.4

THE LAST TIME ...

// UA scored 110+
110, vs. Providence (11/16/98)
// Scored 100 points at home
101, Houston Baptist, 12-28-16
// Scored 100 points on the road
108, Baylor (3-6-91; SWC Tourn., Dallas, Texas)
// Scored 90 points on the road
91, (91-80 Win in 3OT, 2-10-13, at Alabama)
// Scored 70-79 points on the road
72, vs. Binghamton (at New Mexico) (11-30-13)
// Allowed 100 points
100, #3 Connecticut (11-14-1998)
// Allowed 80+ points
90, at Texas A&M, 1-12-17
// Allowed 70-79 points
79 vs. #4 South Carolina, 2-5-17
// Allowed 69-60 points
69, Kentucky, 2-16-17
// Held opponent to 59-50 points
59 at Tennessee, 2-19-17
// Held opponent to 40-49 points
40, Houston Baptist, 12-28-16
// Held opponent to 39-30
36, Northwestern State, 12-18-16
// Held opponent under 45 points three cons. games
45, SHSU (11-8-13, W 81-45);
33 ORU (11-13-13, W 91-33);
45, Furman (11-16-13, W, 74-45)
// Held an SEC opponent under 50 points in 3 cons. games
47, Auburn (1-29-15, W, 52-47); 42, Alabama
(2-1-15, W, 53-42); #24/21 Georgia (2-9-15, W, 54-48)
// Held opponent to 29 points or less
23, Binghamton, 11-30-13
// Scored 90-99 points
91 vs. Memphis, 11-25-16
// Scored 80-89 points
86, Mississippi Valley State (12-28-15)
// Scored 70-79 points
70 vs. Navy, 11-26-16
// Scored 60-69 points
62, Kentucky, 2-16-17
// Was held to 50-59
56 at Missouri, 2-12-17
// Was held to 49-40
49 v6 at Tennessee, 2-19-17
// Was held to 39-20
32, at No. 2 South Carolina (1-3-16)
// Was held to 20 or less
N/A
// Held an opponent under 15 points in a half
13, Northwestern State, 12-18-16
// Won an overtime game
91-80 Win in 3OT, 2-10-13, at Alabama
// Lost an overtime game
Florida (71-66), 1-28-16
// Won a double overtime game
73-72, vs. Florida (1-29-12)
// Lost a double overtime game
N/A
// Won a triple overtime game
91-80 Win in 3OT, 2-10-13, at Alabama
// Played consecutive overtime games
1-24-16 at Auburn (lost); 1-28-16 vs Florida (lost)
// Won a regular season tournament
Nugget Classic (Reno, Nev., Nov. 25-26, 2016)
// Made 30-39 field goals
38, Houston Baptist, 12-28-16
// Made 20-29 field goals
20 at Tennessee, 2-19-17
// Made 10-19 field goals
18 vs. #4 South Carolina, 2-5-17
// Held opponent under 15 field goals
14, Houston Baptist, 12-28-16

// Made 10 three-point field goals
10, Georgia, 2-2-17
// Did not make a three point basket (began in 1986)
0-10, at Mississippi State (L 44-47), 2-3-13
// Made 30 free throws
38 at Florida (38-54); (2-22-04)
// Made 15+ Free Throws
15, Houston Baptist, 12-28-16
// Shot 40-49 or better from the field
45.0 (27-60), Kentucky, 2-16-17
// Shot 50-59 or better from the field
52.1 (38-73), Houston Baptist, 12-28-16
// Shot 60 percent or better from the field
.600 (36-60) vs. Ole Miss (W, 93-52; 3-3-13)
// Held to less than 40 percent from the field
33.3% (20-60) at Tennessee, 2-19-17
// Held to less than 30 percent from the field
27.7 (18-65) vs. #4 South Carolina, 2-5-17
// Held to less than 20 percent from the field
.182 (10-55) vs. No. 6/7 Tennessee (1-8-12; L, 38-69)
// Allowed opponent to shoot over 50% from the field
66.0 (35-53), at Texas A&M, 1-12-17
// Held opponent to less than 40% from the field
36.8% (21-57) at Tennessee, 2-19-17
// Held opponent to less than 30% from the field
29.2 (7-24) at Alabama, 1-15-17
// Held opponent to less than 20% from the field in a single half:
.136 (3-22), First Half, Binghamton, 11-30-13
.200 (5-25), First Half, MVSU, 12-28-13
.200 (5-25), First Half, Grambling State, 12-29-14
// Held opponent under 15% from three-point distance
.143 (2-14) at Tulsa, 11-30-16
// Had 70+ rebounds
74, Mississippi Valley State (11-24-89)
// Had 60-69 rebounds
65, Grambling State, 12-29-14
// Had 50-59 rebounds
51, Houston Baptist, 12-28-16
// Had five or more blocked shots in a game
5, at LSU 1-29-17
// Had 20 or more assists in a game
27, Houston Baptist, 12-28-16
// Had 20 or more steals in a game
20, ORU (11-13-13)
// Had 15 or more steals in a game
16, at Florida, 2-9-17
// Had 20 or more turnovers in a game
22, at LSU, 1-29-17
// Forced 20-25 or more Turnovers in a game
25, at Florida, 2-9-17
// Defeated a ranked team
77-76, #17/16 Iowa (Las Vegas), 12-18-14
54-48, #24/21 Georgia, 2-9-15
57-55, No. 22/25 Northwestern, 3/20/15
67-61, No. 13 Texas A&M, 1-7-16
64-59, No. 13 Tennessee, 1-14-16
64-52, No. 24 Missouri, 1-17-16
// Defeated a ranked team on the road
57-53, at #19/18 LSU, 2-23-14
77-76, #17/16 Iowa (Las Vegas), 12-18-14
// All-time SEC win streak
8 games (1-15-12: Auburn through 2-15-12: at Auburn)
// All-time SEC home win streak
5 games (1-15-12: Auburn through 2-9-12: S. Carolina)

THE LAST TIME A RAZORBACK PLAYER ...

// Scored 20-24 points
24, Jessica Jackson, Kentucky, 2-16-17
// Scored 25-29 points
26, Jessica Jackson vs. Georgia, 2-2-17
// Scored 30+ points
34, Jessica Jackson, Houston Baptist, 12-28-16
// Scored 20+ points seven times in a season
Jessica Jackson, 2013-14 (22 vs. MTSU, 22 at Missouri, 23 at Florida, 24 at Georgia, 31 vs. Ole Miss, 23 at Kentucky, 25 at LSU)
// Scored 20+ points eight times in a season
Jessica Jackson, 2015-16 (20 vs. SHSU; 24 at SDSU; 29 vs. Tulsa, 22 vs. La.; 22 vs. No. 5 Texas; 20 at No. 5 MSU; 25 vs. #13 Tennessee; 25 vs. Alabama; 20)
// Double figures in 15 consecutive games (Season)
Jessica Jackson, 11/11/16-; LSU 1-8-17
// Scored 23+ points in three consecutive games
Jessica Jackson (24 at Georgia 1-16-14, 31 vs. Ole Miss 1-19-14, 23 at Kentucky 1-26-14)
// Three players scored double figures in 1 game
at Florida, 2-9-17 (Jackson, Mason, Cosper)
// Four players scored double figures in 1 game
at Missouri, 2-12-17 (Jackson, Monk, Mason, Zimmerman)
// Four players scored doubles figures in a game for 4 consecutive games
12-6-12 - 12-21-12; vs. Kansas, Furman, MVSU, and NSU
// Five players scored double figures in 1 game
at Alabama, 1-15-17 (Monk, Mason, Cosper, Cooley, Swenson)
// Made 10+ field goals in a game
10, Jessica Jackson, Kentucky, 2-16-17
// Attempted 15-19 field goals in a game
15, Jailyln Mason at Missouri, 2-12-17
// Attempted 20+ field goals in a game
20 Jessica Jackson, Kentucky, 2-16-17
// Attempted 10 free throws in a game
16, Jessica Jackson vs. Georgia, 2-2-17
// Made 5 or more three-pointers in a game
5, Jessica Jackson at #19/18 LSU, 2-23-14
// Attempted 10+ three-pointers in a game
11, Bria Pitts at #19/18 LSU, 2-23-14
// Had 10-14 rebounds
10, Jessica Jackson, at Ole Miss, 1-1-2017
// Had 15+ rebounds
20, Melissa Wolff, New Orleans, 1-30-15
// Had 10 offensive rebounds - Records go back to 05-06
11, Melissa Wolff vs. New Orleans (1-30-15)
// Had 10 defensive rebounds - Records go back to 05-06
11, Jessica Jackson, LSU (2/22/15)
// Had 10+ assists
10, Jailyln Mason, at Ole Miss, 1-1-2017
// Had 10+ assists in consecutive games
Jailyln Mason (11 vs. HBU, 12-28-16 and 10 at Ole Miss, 1-1-17)
Calli Berna (11 vs. No. 10/8 KY 2/7/13 and 11 at UA 2/10/13)
// Had 5+ blocks in a game
(3x) 5, Jessica Jackson (vs. ORU, 11-13-13); (No. 25 Vanderbilt, 2-20-14); (at Tulsa, 12-14-14)
// Had 10 or more blocks in a game
9, Robyn Irwin vs. SMSU, 12-19-88 (school record)
// Had 5 or more steals in a game
6, Malica Monk at Florida, 2-9-17
// Had a double-double
10/10 asst, Jailyln Mason, at Ole Miss, 1-1-2017
11/10, Jessica Jackson, at Ole Miss, 1-1-2017
// Had a double-double in two straight games
2016-17, Jessica Jackson 43/10 vs. HBU, 12-28-16 and 11/10 at Ole Miss, 1-1-17
2016-17, Jailyln Mason, 10/11 vs. HBU, 12-28-16 and 10/10 at Ole Miss, 1-1-17

2015-16, Jessica Jackson 13/10 vs. SE Louisiana, 11-13-15; 20/13 vs. SHSU, 11-15-15
// Had two players record a double-double
10/10 asst, Jailyln Mason, at Ole Miss, 1-1-17
10/11, Jessica Jackson, at Ole Miss, 1-1-17
// Had six double-doubles in a season
Melissa Wolff, 2014-15 (Nicholls, Savannah State, Richmond, Grambling State, Tennessee, Northwestern)
// Had 10+ double-doubles in a season
2006-07, Lauren Ervin (14)
// Had a triple-double
14 pts, 13 reb, 12 asts, C'eira Ricketts vs. Auburn (1-18-2009)

16-17 BOX SCORES



LSU 53 - Arkansas 46 | Jan. 29, 2017 | Baton Rouge, Louisiana

Georgia 69 - Arkansas 66 | Feb. 2, 2017 | Fayetteville, Arkansas

ARKANSAS 46 • 13-8 (2-6 SEC)

Box score for Arkansas 46 vs LSU 53. Includes player stats for 35 players and team totals. Team totals: 18-49 FG, 6-8 3-Ptr, 4-7 FT-FTA, 12 23 35 Rebounds, 19 46 PF, 6 22 5 7 TP. Final score: 46-53.

LSU 53 • 15-6 (4-4 SEC)

Box score for LSU 53 vs Arkansas 46. Includes player stats for 35 players and team totals. Team totals: 23-58 FG, 0-3 3-Ptr, 7-16 FT-FTA, 13 20 33 Rebounds, 15 53 PF, 13 10 2 13 TP. Final score: 53-46.

Officials: William L. Smith, Metta Roberts, Troy Windsor. Technical fouls: ARKANSAS-None, LSU-None. Attendance: 2182

Score by periods table for Arkansas vs LSU. Period 1: 20-13, Period 2: 8-13, Period 3: 9-11, Period 4: 9-16, Total: 46-53.

Last FG - AR 4th-03:37, LSU 4th-04:00. Largest lead - AR by 11 2nd-03:41, LSU by 7 4th-00:19. AR led for 29:23. LSU led for 06:58. Game was tied for 03:39.

Points in paint, Offense/Defense, 2nd Chance, Fast Break, Fouls. Arkansas: 14, 14, 12, 13. LSU: 20, 23, 13, 2.

UGA 69 • 11-11, 3-6 SEC

Box score for UGA 69 vs Arkansas 66. Includes player stats for 24 players and team totals. Team totals: 24-57 FG, 4-14 3-Ptr, 17-27 FT-FTA, 12 36 48 Rebounds, 18 69 PF, 20 14 9 3 TP. Final score: 69-66.

Officials: Beverly Roberts, Felicia Grinter, Bruce Morris. Technical fouls: UGA-None, ARKANSAS-None. Attendance: 1603. Estimated Actual Attendance: 589.

ARKANSAS 66 • 13-9, 2-7 SEC

Box score for Arkansas 66 vs UGA 69. Includes player stats for 35 players and team totals. Team totals: 22-79 FG, 10-31 3-Ptr, 12-23 FT-FTA, 24 23 47 Rebounds, 23 66 PF, 12 9 4 9 TP. Final score: 66-69.

Officials: Beverly Roberts, Felicia Grinter, Bruce Morris. Technical fouls: UGA-None, ARKANSAS-None. Attendance: 1603. Estimated Actual Attendance: 589.

Score by periods table for Arkansas vs UGA. Period 1: 18-16, Period 2: 16-16, Period 3: 21-10, Period 4: 14-24, Total: 69-66.

Last FG - UGA 4th-05:12, AR 4th-00:11. Largest lead - UGA by 13 3rd-01:04, AR by 8 2nd-07:04. UGA led for 26:41. AR led for 10:02. Game was tied for 03:17.

Points in paint, Offense/Defense, 2nd Chance, Fast Break, Fouls. UGA: 34, 11, 14, 4. Arkansas: 24, 13, 13, 14.

#4 South Carolina 79 - Arkansas 49 | Feb. 5, 2017 | Fayetteville, Arkansas

#4 South Carolina 79 • 20-2, 10-1 SEC

Box score for South Carolina 79 vs Arkansas 49. Includes player stats for 22 players and team totals. Team totals: 28-58 FG, 5-14 3-Ptr, 18-20 FT-FTA, 16 30 46 Rebounds, 13 79 PF, 17 12 4 10 TP. Final score: 79-49.

ARKANSAS 49 • 13-10, 2-8 SEC

Box score for Arkansas 49 vs South Carolina 79. Includes player stats for 35 players and team totals. Team totals: 18-65 FG, 6-29 3-Ptr, 7-8 FT-FTA, 15 15 30 17 Rebounds, 17 49 PF, 10 13 1 4 TP. Final score: 49-79.

Officials: Cameron Inouye, Douglas Knight, Laura C Morris. Technical fouls: #4 South Carolina-None, ARKANSAS-None. Attendance: 1650. Estimated Actual Attendance: 919.

Score by periods table for Arkansas vs South Carolina. Period 1: 21-10, Period 2: 22-15, Period 3: 13-15, Period 4: 13-15, Total: 79-49.

Last FG - SC 4th-00:43, AR 4th-02:59. Largest lead - SC by 33 4th-07:53, AR None. SC led for 38:35. AR led for 00:00. Game was tied for 01:25.

Points in paint, Offense/Defense, 2nd Chance, Fast Break, Fouls. Arkansas: 40, 22, 15, 9. South Carolina: 18, 15, 15, 2.

Florida 57 - Arkansas 53 | Feb. 9, 2017 | Gainesville, Florida

Arkansas 53 • 13-11, 2-9 SEC

Box score for Arkansas 53 vs Florida 57. Includes player stats for 35 players and team totals. Team totals: 22-60 FG, 4-19 3-Ptr, 5-6 FT-FTA, 12 19 31 18 Rebounds, 18 53 PF, 8 17 2 16 TP. Final score: 53-57.

Florida 57 • 12-12, 3-8 SEC

Box score for Florida 57 vs Arkansas 53. Includes player stats for 24 players and team totals. Team totals: 20-56 FG, 5-15 3-Ptr, 12-15 FT-FTA, 27 25 42 13 Rebounds, 18 57 PF, 14 25 2 9 TP. Final score: 57-53.

Officials: Lisa Mattingly, Bryan Entlerline, Eric J Brewton. Technical fouls: Arkansas-None, Florida-None. Attendance: 1441.

Score by periods table for Arkansas vs Florida. Period 1: 5-16, Period 2: 16-17, Period 3: 15-18, Period 4: 15-53, Total: 53-57.

Last FG - AR 4th-00:34, UF 4th-00:44. Largest lead - AR by 6 3rd-03:17, UF by 13 2nd-09:46. AR led for 07:05. UF led for 29:21. Game was tied for 03:34.

Points in paint, Offense/Defense, 2nd Chance, Fast Break, Fouls. Arkansas: 16, 17, 15, 53. Florida: 7, 16, 18, 57.

16-17 BOX SCORES



Missouri 67 - Arkansas 56 | Feb. 12, 2017 | Columbia, Missouri

Kentucky 69 - Arkansas 62 | Feb. 16, 2017 | Fayetteville, Arkansas

ARKANSAS 56 • 13-12, 2-10

Box score for Missouri vs Arkansas (Feb 12, 2017). Missouri won 67-56. Player stats include Jackson, Jessica; Monk, Malica; Swenson, Keiryn; Mason, Jaily; Zimmerman, Bailey; Wilson, Aaliyah; Williams, Kiara; Stout, Sydney; Cosper, Devin; Cooley, Alecia.

Missouri 67 • 17-9, 7-5

Box score for Missouri vs Arkansas (Feb 12, 2017). Missouri won 67-56. Player stats include Doty, Lianna; Cunningham, Sophie; Porter, Cierra; Cunningham, Lindsey; Michaelis, Sierra; Roundtree, Jordan; Chavis, Jordan; Schuchts, Hannah; McDowell, Kayla; Smith, Amber.

Officials: Amy Bonner, Brian Garland, Jody Cantrell
Technical fouls: ARKANSAS-None. Missouri-None.
Attendance: 5163

Score by periods table for Missouri vs Arkansas. Total score: 67-56.

Last FG - AR 4th-02:28, MU-W 4th-00:42.
Largest lead - AR by 3 1st-07:50, MU-W by 17 3rd-02:16.
AR led for 04:15. MU-W led for 33:45. Game was tied for 02:00.

Score tied - 2 times.
Lead changed - 9 times.

Kentucky 69 • 18-8, 9-4 SEC

Box score for Kentucky vs Arkansas (Feb 16, 2017). Kentucky won 69-62. Player stats include Akhator, Evelyn; Rice, Alyssa; Morris, Maci; Murray, Taylor; Epps, Makayla; Cann, Makenzie; Cooper, Jaida.

ARKANSAS 62 • 13-13, 2-11 SEC

Box score for Arkansas vs Missouri (Feb 12, 2017). Arkansas won 62-56. Player stats include Jackson, Jessica; Swenson, Keiryn; Zimmerman, Bailey; Monk, Malica; Mason, Jaily; Wilson, Aaliyah; Williams, Kiara; Stout, Sydney; Cosper, Devin; Cooley, Alecia.

Officials: Maj Forsberg, Ed Sidlasky, Troy Winders
Technical fouls: Kentucky-None. ARKANSAS-None.
Attendance: 1142
Estimated Actual Attendance: 659

Score by periods table for Kentucky vs Arkansas. Total score: 69-62.

Last FG - UK 4th-01:07, AR 4th-00:03.
Largest lead - UK by 13 3rd-09:41, AR None.
UK led for 38:24. AR led for 00:00. Game was tied for 01:36.

Points, In, Off, 2nd, Fast, Bench table for Kentucky vs Arkansas.

Score tied - 0 times.
Lead changed - 0 times.

Tennessee 59-Arkansas 46 | Feb. 19, 2017 | Knoxville, Tennessee

Arkansas at Vanderbilt | Feb. 23, 2017 | Nashville, Tennessee

ARKANSAS 46 • 13-14, 2-12 SEC

Box score for Tennessee vs Arkansas (Feb 19, 2017). Tennessee won 59-46. Player stats include Jackson, Jessica; Swenson, Keiryn; Monk, Malica; Mason, Jaily; Zimmerman, Bailey; Wilson, Aaliyah; Williams, Kiara; Stout, Sydney; Cosper, Devin; Cooley, Alecia.

Tennessee 59 • 17-10, 8-6 SEC

Box score for Tennessee vs Arkansas (Feb 19, 2017). Tennessee won 59-46. Player stats include Jackson, Meme; Nared, Jaime; Russell, Mercedes; Reynolds, Jordan; Middleton, Alexa; Nunn, Schaquilla; Dunbar, Kortney.

Officials: Jesse Dickerson, Roy Gulbeyan, Kylie Galloway
Technical fouls: ARKANSAS-None. Tennessee-None.
Attendance: 10613

Score by periods table for Tennessee vs Arkansas. Total score: 59-46.

Last FG - AR 4th-00:57, UT 4th-02:10.
Largest lead - AR by 5 2nd-06:12, UT by 15 4th-01:16.
AR led for 09:29. UT led for 24:40. Game was tied for 05:51.

Score tied - 3 times.
Lead changed - 6 times.



00

JESSICA JACKSON
6-3 | F | SR | Jacksonville, Ark.



2

AALIYAH WILSON
5-10 | G/F | FR | Muskogee, Okla.



3

MALICA MONK
5-5 | G | SO | N. Little Rock, Ark.



4

KEIRYN SWENSON
6-1 | G/F | SO | Wichita, Kan.



10

KIARA WILLIAMS
6-1 | F/C | FR | Little Rock, Ark.



14

JAILYN MASON
5-9 | PG | FR | Mason, Ohio




20

SYDNEY STOUT
6-0 | F | FR | Bixby, Okla.



21

DEVIN COSPER
5-10 | G | JR | Coffeyville, Kan.



22

BAILEY ZIMMERMAN
6-0 | G/F | SO | St. Vincent, Ark.



35

ALECIA COOLEY
6-4 | C | SR | Evanston, Ill.



42

YASMEEN RATLIFF
6-5 | C | FR | Alpharetta, Ga.



HC

JIMMY DYKES
Arkansas, 1985 | 3rd Season



AC

TARI CUMMINGS
Oklahoma State, 2003 | 6th Season



AC

TOMMY DEFFEBEAUGH
Drury College, 1985 | 2nd Season



AC

CHENEL HARRIS
Kent State, 2010 | 1st Season